ENGINEERING
TOMORROW

Installation Guide

Pressure Transmitters

MBS 33, MBS 33M, MBS 3000, MBS 3050, MBS 3200, MBS 3250, MBS 3300, MBS 3350, MBS 4000, MBS 4050, MBS 4003, MBS 4010, DST P300, DST P30M

060R9348

Elektrisk tilslutning	Se produktskilt	Omgivelsestemperatur
Electrical connection:	See product label	Ambient temperature
Elektrischer Anschluss:	Siehe Produktschild	Umgebungstemperatur
Raccordement électrique:	Voir étiquette du produit	Température ambiante
Conexión eléctrica:	Ver la pegatina en el producto	Temperatura ambiente
Connessione elettrica:	Vedi etichetta sulla confezione	Temperatura ambiente

EN 175301-803	Screened cable or Flying leads (wire)	AMP Econoseal J series, male	ISO 15170 Bayonet	EN60947-5-2 M12 x 1 (4-pin)	Metri Pack	Amphenol 6-pin	Lumberg RS 20-03 (on cable)
4-20 mA: -40 – 100 °C Voltage: -40 – 114 °C Ratiom. 10-90%: -40 – 114 °C	4-20 mA/Voltage/ Ratiom. 10-90%: Cable: -30 – 85 °C Wire: -30 – 100 °C	4-20 mA: -30 – 100 °C Voltage: -30 – 105 °C Ratiom. 10-90%: -30 – 105 °C	4-20 mA: -40 – 100 °C Voltage: -40 – 125 °C Ratiom. 10-90%: -40 – 125 °C	4-20 mA: -25– 90 °C Voltage: -25 – 90°C Ratiom. 10-90%: -25 – 90 °C	4-20 mA: -40 – 100 °C Voltage: -40 – 125 °C Ratiom. 10-90%: -40 – 125 °C	4-20 mA: -30 – 100 °C Voltage: -30 – 100 °C Ratiom. 10-90%: -30 – 100 °C	4-20 mA: -30 – 90 °C Voltage: -30 – 90 °C Ratiom. 10-90%: -30 – 90 °C
AMP superseal 1.5 series (on cable)	Deutsch DT04-3p (on wire)	Deutsch DT04-4p	Universal Mate-N-Lock (on wire)	AMP Econoseal (AMP 173065) (on wire)	Molex 5527-2p (on wire)	ITT cannon sure seal ss 2-p (on cable)	ITT cannon circular (on cable)
4-20 mA/Voltage/ Ratiometric 10-90%: -30 – 100 °C	4-20 mA/Voltage/ Ratiometric 10-90%: -30 – 100 °C	All outputs: On wire: -30 – 100 °C On cable: -30 – 85 °C	4-20 mA/Voltage/ Ratiometric 10-90%: -30 – 100 °C	4-20 mA/Voltage/ Ratiometric 10-90%: -30 – 105 °C	4-20 mA: -40 – 100 °C Voltage/Ratiometric 10-90%: -40 – 114 °C	4-20 mA/Voltage/ Ratiometric 10-90%: -30 – 80 °C	4-20 mA/Voltage/ Ratiometric 10-90%: -30 – 100 °C

IEC 947-5-2, M12 x1 (5-pin)

Pin 5:	Forbundet til kapsling
Pin 5:	Connected to enclosure
Pin 5:	Anschluss an Gehäuse
Broche 5:	Connecté au boîtier
Pin 5:	Conectado a la cubierta
Polo 5:	Collegato al corpo

MBS 33, MBS 33M, MBS 3000, MBS 3200, MBS 3300, MBS 4000

MBS 3050, MBS 3250, MBS 3350, MBS 4050

MBS 4010

MBS 3300, MBS 3350

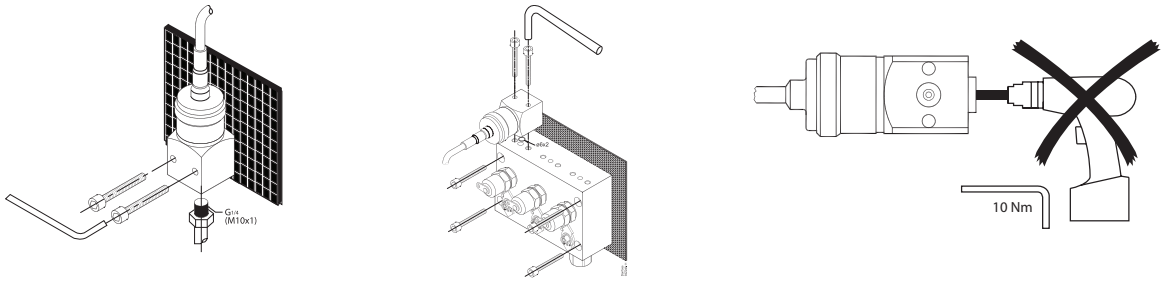

MBS 4010

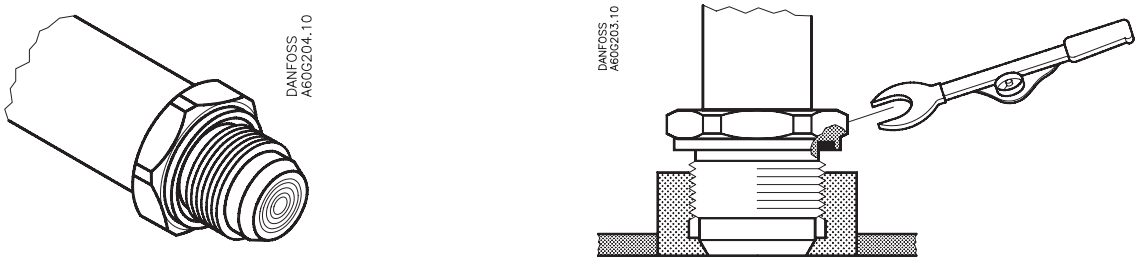

Australian approvals:
According to N1297.

American and Canadian approvals:
1. Automatic electrical controls acc. to UL 60730-1 and part 2-6 / CAN/CSA E60730 and part 2-6, file E31024.
2. Equipment for process measurement and control acc. to UL 61010-1 / CSA C22.2 No. 61010-12, file E494625.
3. Nonincendive electrical equipement for use in Class I, Div. 2, Groups A, B, C, and D, harzardous locations in acc. To UL 121201 / C22.2 No. CSA-213, file E227388 and E510763. Combinations of equipment in systems are subject to investigation by the local Authority Having Jurisdiction at the time of installation. These components are to be installed within a suitable tool-secured enclosure in end application.
WARNING - EXPLOSION HAZRD – Do not disconnect equipment unless power has been removed or the area is known to be non-hazardous.
4. The MWP (max. working pressure) in the range from 1 to 600 bar depending on sensor pressure range. Refer to product lable, (E494625)
5. Evaluated for pollution Degree 3.
6. Altitude up to 8,000 m.
7. Max. R.H. 95% non-condensing.
8. Overvoltage category I.
9. Powered by class 2 supply.

Type	MBS 33, MBS 33M, MBS 3000 MBS 3050, MBS 4000, MBS 4003 MBS 4010	MBS 3200, MBS 3250, MBS 3300, MBS 3350 DST P300, DST P30M
Max ambient temperature /T-code	85 °C / T4	125 °C / T4
Electrical connectors	For UL approved see overview page 1	

Output signal	Current	Ratio-metric	Absolute voltage
Supply voltage	9-32 V DC	4,5 - 5,5 V DC (5V nom)	9-32 V DC

ATEX ZONE 2

CE Ex II 3G
Ex ec IIA T4 Gc
-20°C<Ta<+85°C

EN60079-0; EN60079-7

Applicable in Zone 2 electrical connectors see overview page 1.

Applicable in ATEX Zone 2 with medias classified as IIA in accordance to EN 60079-20-1:
Alle elektriske tilslutninger skal udføres iht. ATEX Zone 2 regulativet - samt EN 60079-14.
All electrical connections must comply with the ATEX requirements for Zone 2 - and EN 60079-14.
Alle elektrischen Anschlüsse müssen gemäß ATEX Zone2 Regeln und EN 60079-14 durchgeführt werden.
Tous les raccordements électriques doivent être effectués conformément aux régles ATEX zone 2 et EN 60079-14.
Todas las conexiones eléctricas deben ser realizadas de acuerdo a los requerimientos de la normativa ATEX zona 2 y EN 60079-14.
Tutti i collegamenti elettrici devono essere eseguiti secondo le normative ATEX Zone e EN 60079-14.

Ved anvendelser i ATEX Zone 2 områder ved temperaturer <-10 °C skal kabel og stik beskyttes mod slag.
When used in ATEX Zone2 areas at temperatures <-10 °C the cable and plug must be protected against impact.
Wenn in ATEX Zone 2 bei Temperaturen <-10 °C verwendet werden, müssen die Kabel und Stecker gegen Stöße geschütz werden.
Lorsqu'ils sont utilisés en zone 2 ATEX à des températures <-10 °C, le câble et le connecteur doivent être protégés contre les chocs.
Cuando se usa en áreas ATEX Zona 2, a temperaturas <-10 °C, el cable y conector deben protegerse contra impactos.
Per l'uso in ATEX Zona 2 a temperature <-10 °C, il cavo ed il connettore devono essere protetti contro gli urti.

Note: Deutsch DT04- 4P
Skal installeres i en indkapsling, der opfylder kravene til slagstyrke i henhold til EN 60079-0
Must be installed in an enclosure that complies with the impact requirements in accordance to EN 60079-0
Muss in ein Gehäuse eingebaut werden, das die Schlagfestigkeitsanforderungen nach EN 60079-0 erfüllt
Doit être installé dans un boîtier conforme aux exigences en matière d'impact conformément à la norme EN 60079-0.
Debe ser instalado en una cubierta que cumpla con los requisitos de impacto de acuerdo a EN 60079-0
Deve essere installato in un contenitore di protezione conforme ai requisiti di impatto secondo EN 60079-0

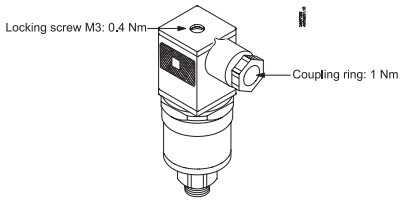

Stikket må ikke fjernes, når transmitteren er tilsluttet.
Plug must not be removed when sensor is energized.
Stecker darf nicht entfernt werden, wenn der sensor aktiviert ist.
Le connecteur ne doit pas être retiré lorsque le capteur est encore sous tension.
El conector no debe retirarse cuando el sensor esté activado.
Il connettore elettrico non deve essere scollegato quando il sensore è in funzione.

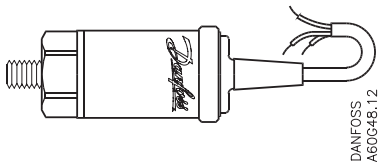

Kabelet må ikke udsættes for nogen mekaniske skader, korrosion, vibration, varme eller UV stråling.
Cable must neither be exposed for any mechanical damage, corrosion, vibration, heat nor UV radiation.
Kabel müssen weder auf mechanische Beschädigungen, Korrosion, Vibration, Hitze noch UV-Strahlung ausgesetzt werden.
Le câble ne doit être exposé à aucun dommage mécaniques, à la corrosion, àux vibrations, à la chaleur où aux radiations UV.
El cable no deber estar expuesto a ningún tipo de radiación, daños mecánicos, corrosión, vibraciones, calor ó UV.
Il cavo non deve essere esposto a danni meccanici, corrosione, vibrazioni, fonti di calore o raggi UV.