


# Sanipump ZFS 71

Sanipump ZFS 71 is a cast-iron submersible pump for lifting wastewater (from public sanitary facilities or buildings open to the public) up to a height of 39 m. The Sanipump ZFS 71 is equipped with a macerator impeller. It is available in 5 versions: 1 single-phase and 4 three-phase, and is compatible with Sanifos 1200/1600/2100/3100 and Sanifos FRP.



39 m



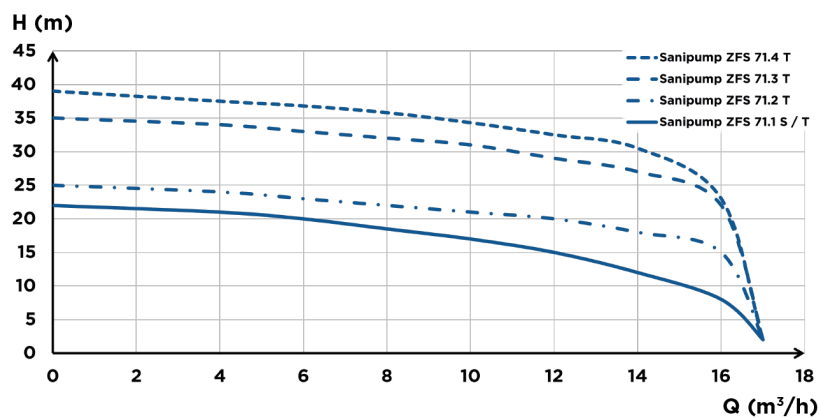
## PERFORMANCES

- Max. Head : 39 m
- Max. flow rate : 17 m<sup>3</sup>/h

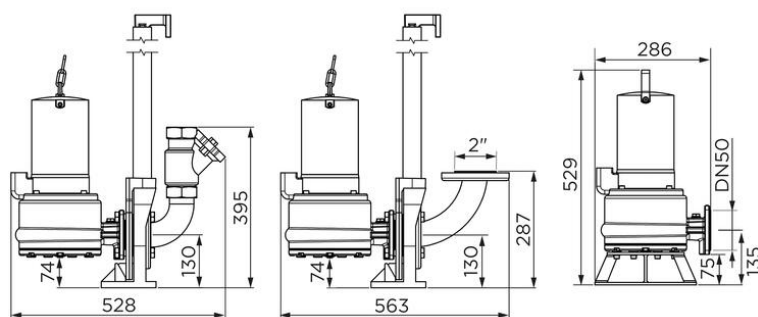
## PRODUCT BENEFITS

- Macerator impeller
- Service type S1 (if motor fully submerged)
- ATEX-rated pump
- 5 versions, single-phase and three-phase
- Discharge: DN 50
- Double mechanical seal
- Compatible with Sanifos 1200/1600/2100/3100 and Sanifos FRP
- Optional floor installation kit available

## FLOW CURVE



## DIMENSIONS



	Sanipump ZFS 71.1 S	Sanipump ZFS 71.1 T	Sanipump ZFS 71.2 T	Sanipump ZFS 71.3 T	Sanipump ZFS 71.4 T
<b>Material</b>					
Shaft	Stainless steel	Stainless steel	Stainless steel	Stainless steel	Stainless steel
Pump housing	EN-GJL-200	EN-GJL-200	EN-GJL-200	EN-GJL-200	EN-GJL-200
Sealing on motor side	SIC/SIC/NBR	SIC/SIC/NBR	SIC/SIC/NBR	SIC/SIC/NBR	SIC/SIC/NBR
Fluid sealing	SIC/SIC/NBR	SIC/SIC/NBR	SIC/SIC/NBR	SIC/SIC/NBR	SIC/SIC/NBR
Base	EN-GJL-200	EN-GJL-200	EN-GJL-200	EN-GJL-200	EN-GJL-200
Motor housing	EN-GJL-200	EN-GJL-200	EN-GJL-200	EN-GJL-200	EN-GJL-200
Impeller	EN-GJL-200	EN-GJL-200	EN-GJL-200	EN-GJL-200	EN-GJL-200
<b>Electrical features</b>					
Voltage (V)	230	400	400	400	400
Frequency (Hz)	50-60	50-60	50-60	50-60	50-60
Power consumption P1 (W)	2200	2100	2100	3900	3900
Power output P2 (W)	1600	1700	1700	3200	3200
RPM (revolution per minute)	2800	2800	2800	2800	2800
Electrical class	I	I	I	I	I
Motor insulation class	F	F	F	F	F
ATEX	oui	oui	oui	oui	oui
Type of service when submerged	S1	S1	S1	S1	S1
Type of service when not submerged	S3 40 %	S3 40 %	S3 40 %	S3 40 %	S3 40 %
Immersion depth (m)	5	5	5	5	5
Power cable : Length (m)	10	10	10	10	10
Electrical characteristics: Cable type, Cross-section	S1BN8-F, 1.5 mm <sup>2</sup>	S1BN8-F, 1.5 mm <sup>2</sup>	S1BN8-F, 1.5 mm <sup>2</sup>	S1BN8-F, 1.5 mm <sup>2</sup>	S1BN8-F, 1.5 mm <sup>2</sup>
<b>Hydraulics</b>					
Max. Head (m)	22	22	25	35	39
Max. flow rate (m <sup>3</sup> /h)	17	17	17	17	17
Discharge diameter DN	50	50	50	50	50
Max. temperature of the pumped liquid (5 min)	70 °C	70 °C	70 °C	70 °C	70 °C
Type of impeller	Grinder	Grinder	Grinder	Grinder	Grinder
<b>Identification and logistics</b>					
Package weight	38	38	38	42	42
EAN code	3308815081571	3308815081588	3308815081595	3308815081601	3308815081618
Factory code	ZFS-001	ZFS-002	ZFS-003	ZFS-004	ZFS-005

## COUPLING SYSTEM ZFS71/ZPG71



Coupling system ZFS71/ZPG71

HYDRO-00002  
3308815081984

## ZFS71 FLOOR INSTALLATION KIT



ZFS71 Floor Installation Kit

HYDRO-00001  
3308815081977