Monteringsinstruktion
Assembly instruction

AN/FVRe/VRVM

Radiatorkoppel
Radiator manifold

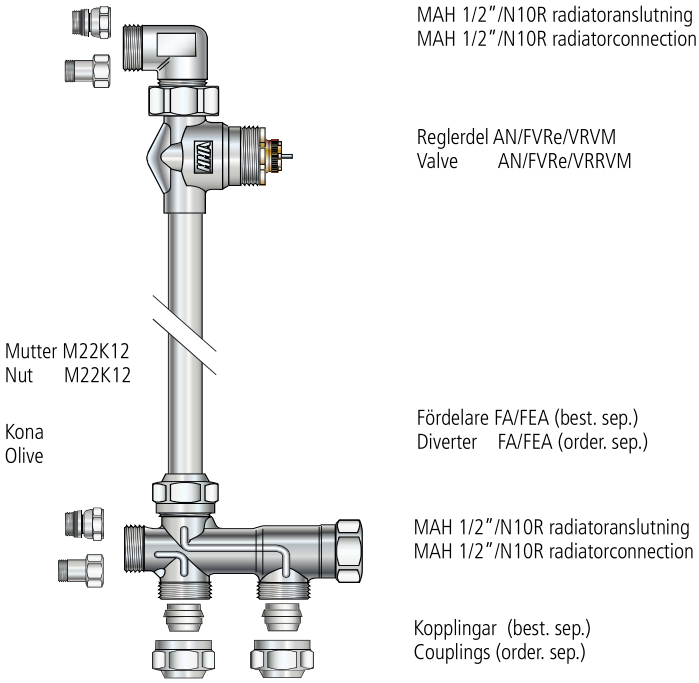

Purmo Group Sweden AB
Tel. +46 (0)433 737 00

482 80 40
200710 rev. 08

1 MAH 1/2"
MAH 1/2"

Till botten så att o-ring, lin eller gängtejp tätar
To the bottom so the gasket, flax or tape seals

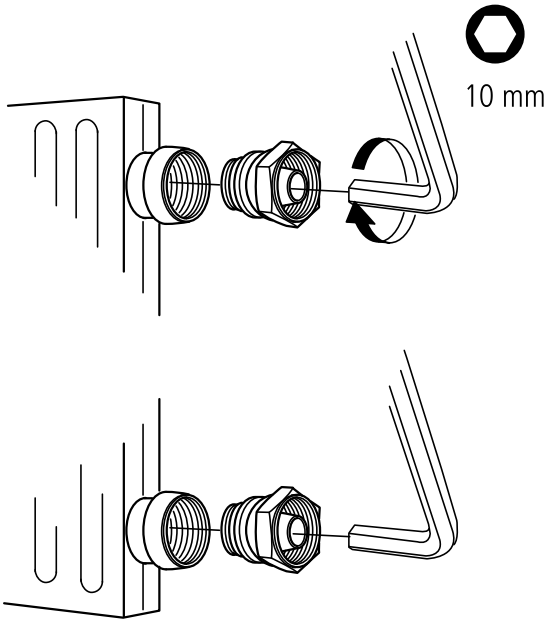

2 Fördelare
Diverter

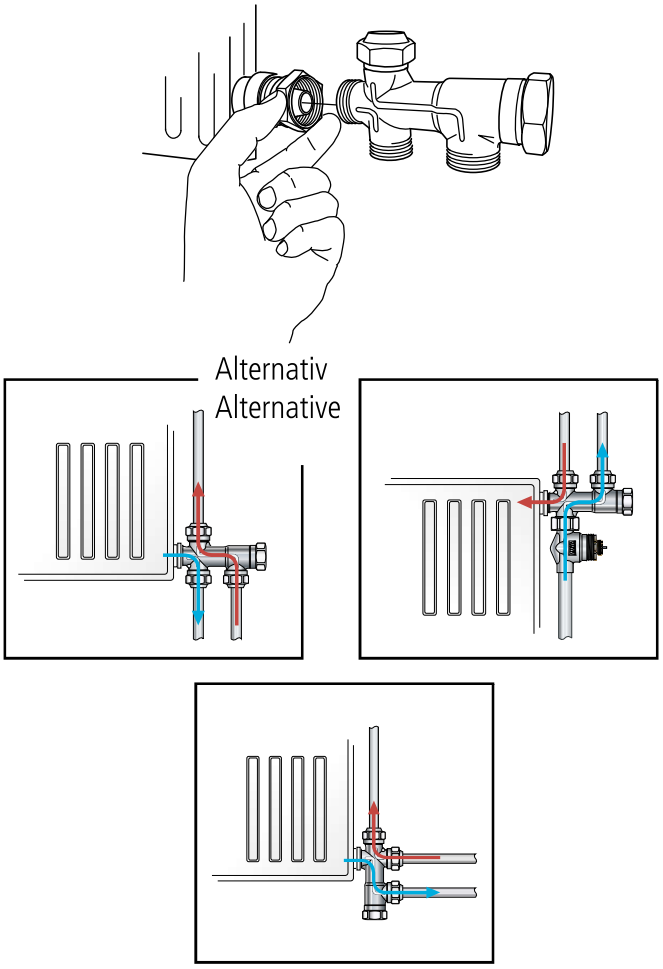

3 Mutter och kona M22K12
Nut and olive M22K12

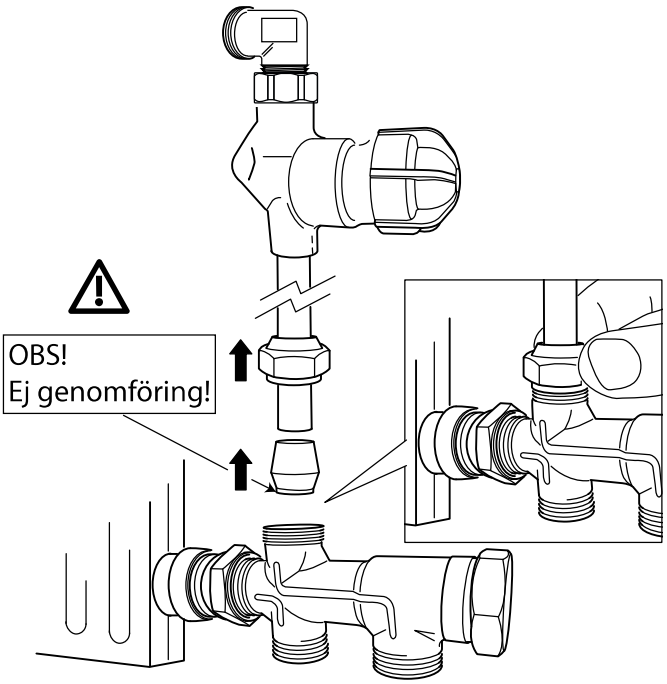

4 Reglerdel AN/FVRe/VRM
Valve type AN/FVRe/VRM

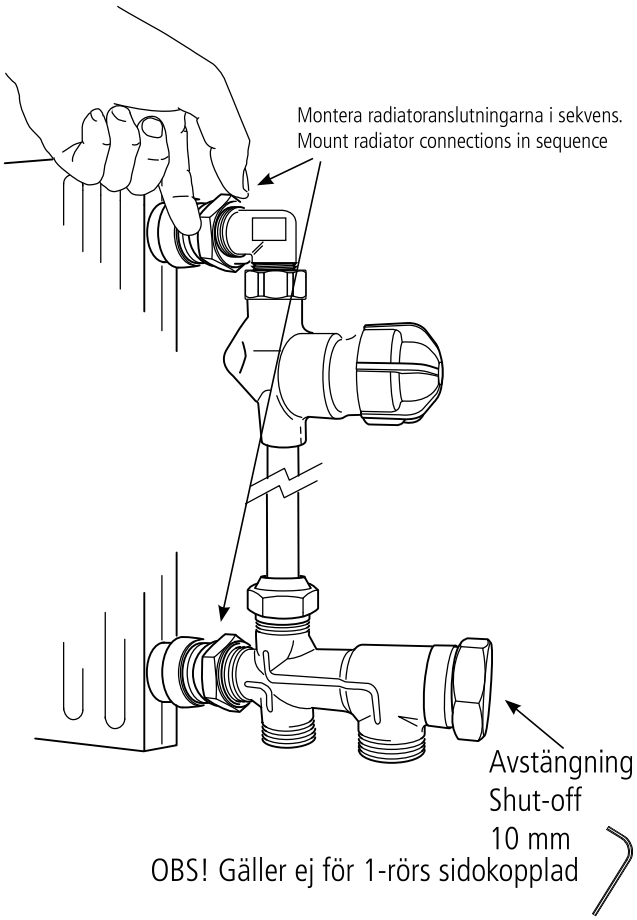

5 Koppla mot systemet.
Connect to heating system.

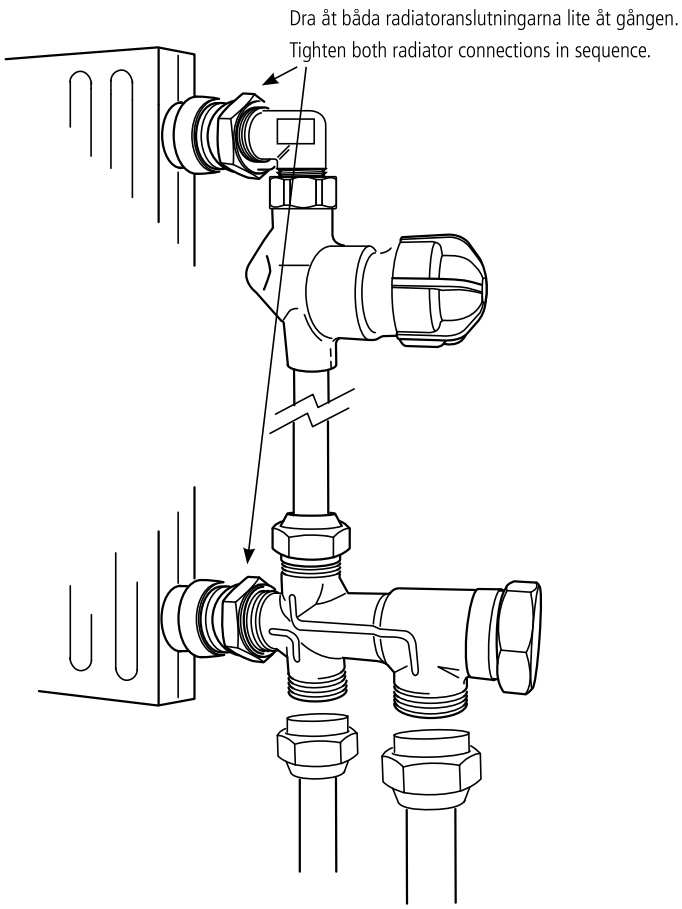

6 Dra åt, kontrollera ev. läckage.
Pull tight check for leakage.

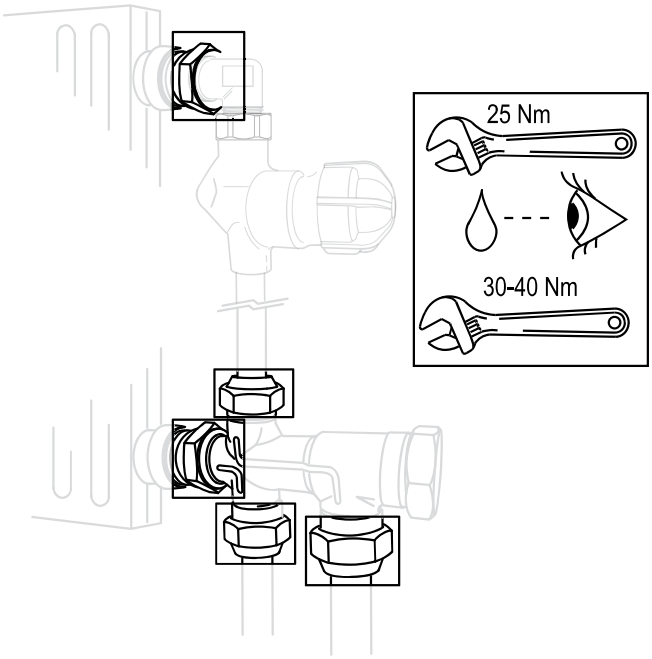

7 Förinställning
Pre-setting

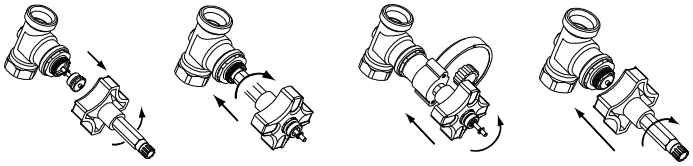

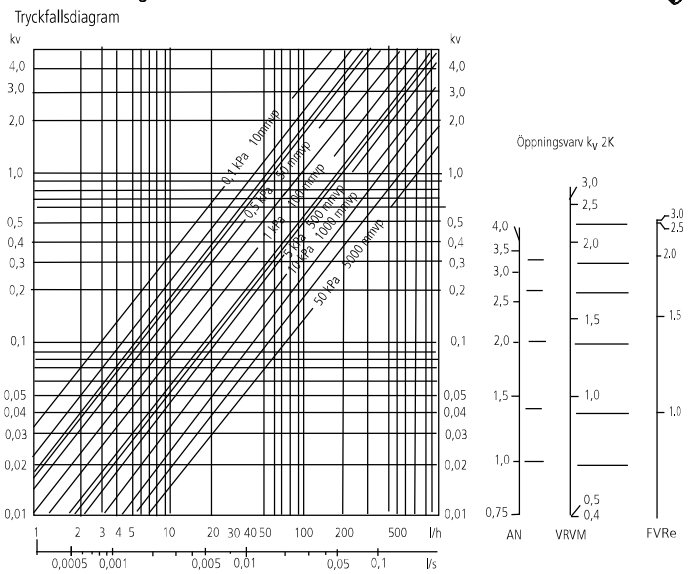

Radiatorflöde ettrörssystem	Kv2K	Kvs
VRVM-koppel FVRe-koppel	26% 20%	29%

Allt montage skall utföras enligt AMA

FEA VRVM (Kvs)			
Varv	% till radiatorn	Kv total	Kv radiator
0	0%	1,81	0,00
0,25	0%	1,82	0,01
0,5	0%	1,82	0,01
0,75	1%	1,83	0,02
1	3%	1,85	0,05
1,25	4%	1,89	0,08
1,5	7%	1,94	0,14
1,75	11%	2,01	0,22
2	16%	2,12	0,34
2,25	23%	2,26	0,53
2,5	27%	2,34	0,64
2,75	29%	2,37	0,68
3	29%	2,38	0,69

FEA VRVM (Kv2K)			
Varv	% till radiatorn	Kv total	Kv radiator
0	0%	1,82	0,00
0,25	0%	1,82	0,01
0,5	0%	1,82	0,01
0,75	1%	1,83	0,02
1	3%	1,86	0,05
1,25	5%	1,89	0,09
1,5	7%	1,94	0,14
1,75	11%	2,01	0,22
2	16%	2,10	0,33
2,25	22%	2,23	0,48
2,5	25%	2,31	0,58
2,75	26%	2,33	0,60
3	26%	2,34	0,61