

# Environmental Product Declaration



In accordance with ISO 14025:2006 and EN 15804:2012+A2:2019/AC:2021 for:

## **Alterna Basic Cabinet CL/ Alterna Basic Underskåp k. lam.**

from

***Saint-Gobain Distribution Sweden AB***



Program:

Program operator:

EPD registration  
number:

Publication date:

Valid until:

The International EPD® System, [www.environdec.com](http://www.environdec.com)

EPD International AB

EPD-IES-0020184:001

2025-04-11

2030-04-10

*EPD of multiple products where the results are based on representative product.*

*An EPD should provide current information and may be updated if conditions change. The stated validity is therefore subject to the continued registration and publication at [www.environdec.com](http://www.environdec.com)*



## General information

### Programme information

<b>Programme:</b>	The International EPD® System
<b>Address:</b>	EPD International AB Box 210 60 SE-100 31 Stockholm Sweden
<b>Website:</b>	<a href="http://www.environdec.com">www.environdec.com</a>
<b>E-mail:</b>	<a href="mailto:info@environdec.com">info@environdec.com</a>

<b>Accountabilities for PCR, LCA and independent, third-party verification</b>
<b>Product Category Rules (PCR):</b> Construction Products PCR 2019:14 version 1.3.4
CEN standard EN 15804:2012+A2:2019/AC:2021 serves as the Core Product Category Rules (PCR)
PCR review was conducted by: <i>The Technical Committee of the International EPD System. See <a href="http://www.environdec.com">www.environdec.com</a> for a list of members. Review chair: Claudia A. Peña, University of Concepción, Chile. The review panel may be contacted via the Secretariat <a href="http://www.environdec.com/contact">www.environdec.com/contact</a>.</i>
<b>Life Cycle Assessment (LCA)</b>
LCA accountability: Fanni Végvári, CarbonZero AB
<b>Third-party verification</b>
Independent third-party verification of the declaration and data, according to ISO 14025:2006, via:  <input checked="" type="checkbox"/> EPD verification by the individual verifier  Third-party verifier: Stephen Forson, ViridisPride  Approved by: The International EPD® System
Procedure for follow-up of data during EPD validity involves third party verifier:  <input type="checkbox"/> Yes <input checked="" type="checkbox"/> No

The EPD owner has the sole ownership, liability, and responsibility for the EPD.

EPDs within the same product category but registered in different EPD programmes, or not compliant with EN 15804, may not be comparable. For two EPDs to be comparable, they must be based on the same PCR (including the same version number) or be based on fully-aligned PCRs or versions of PCRs; cover products with identical functions, technical performances and use (e.g. identical declared/functional units); have equivalent system boundaries and descriptions of data; apply equivalent data quality requirements, methods of data collection, and allocation methods; apply identical cut-off rules and impact assessment methods (including the same version of characterisation factors); have equivalent content declarations; and be valid at the time of comparison. For further information about comparability, see EN 15804 and ISO 14025.

## Company information

<b>Owner of the EPD</b>	Saint-Gobain Distribution Sweden AB Bryggerivägen 9 168 67 Bromma Stockholm
<b>Contact</b>	SGDS - Beriar Maroof ( <a href="mailto:beriar.maroof@saint-gobain.se">beriar.maroof@saint-gobain.se</a> )
<b>Description of the organisation</b>	<p>Saint-Gobain Distribution Sweden AB - specialists in collaboration for more efficient business in construction and installation. Saint-Gobain Distribution Sweden AB is the head company of some of Sweden's leading trading companies in construction, sheet metal, tiles and installation. All the companies have long and solid industry experience and provide most of Sweden's craftsmen with materials for various projects. Customers in different companies can also buy support items from the sister companies in the group, and in selected cases, we take joint projects to facilitate the logistics of the supply of goods, which is then often critical for a smooth construction project.</p> <ul style="list-style-type: none"> <li>• Optimera - construction trade for professional carpenters</li> <li>• Dahl – heat, plumbing and sanitary specialist</li> <li>• Bevego - building sheet metal, ventilation and technical insulation</li> <li>• Kakelspecialisten and Konradsson's Tiles - tiles, tiling and bathroom fittings</li> </ul> <p>The company's focus is on sales and services with direct contact to about 150,000 customers regularly.</p> <p>Saint-Gobain Distribution Sweden AB is owned by Saint-Gobain with a presence in 64 countries and over 190 000 employees worldwide.</p>
<b>Location of production site</b>	Vaggeryd, Sweden

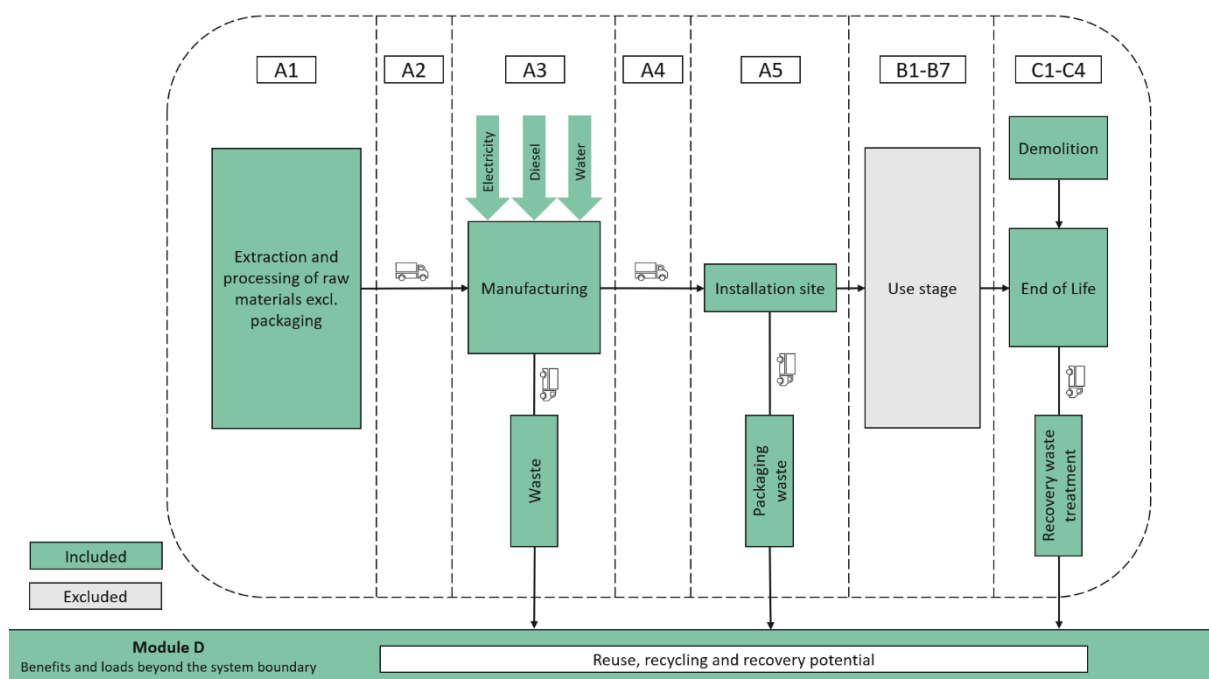


## Product information

<b>Product name</b>	Alternabasic Cabinet CL / Alternabasic Underskåp k. lam.
<b>Product identification</b>	Bathroom furniture
<b>UN CPC code</b>	3142 Other plywood, veneered panels and similar laminated wood, except of bamboo
<b>Product description</b>	Alternabasic Cabinet CL / Alternabasic Underskåp k. lam. are all made of compact laminate, which makes them very durable and resistant to scratches, pressure, sunlight, moisture and water. The cabinet, designed for wall mounting, features a door and a removable shelf that can be positioned as needed. You can choose whether to have the cabinet door hinged on the right or left.
<b>Technical data</b>	Please refer to the product pages for each specific product as the technical data differs for each product. <a href="https://alternabadrum.se/">https://alternabadrum.se/</a>
<b>Use</b>	Alternabasic Cabinet CL / Alternabasic Underskåp k. lam. are made of compact laminate and are intended for use in bathrooms as storage for toiletries and other bathroom related products.

## LCA information

<b>Declared unit</b>	1 kg of Alternabasic Cabinet CL/ Alternabasic Underskåp k. lam.
<b>Reference service life</b>	Not applicable
<b>Database(s) and LCA software used</b>	Calculation completed in LCA for Experts v10.9.0.31 with an integrated ecoinvent database 3.9.1
<b>System boundaries</b>	Cradle to gate, with options. (A1-A3, A4-A5, C1-C4 & D)



## **More information**

### ***A1, Raw material supply***

This module considers the extraction and processing of all raw materials, energy, and transportation which occur upstream of the studied manufacturing process. The products are made of compact laminate, steel and polyethylene.

### ***A2, transport to the manufacturer***

This module includes the transportation of raw materials to the manufacturing site and the transportation from the supplier in Sweden to Saint-Gobain's distribution center in Sweden. Specific information from the manufacturer was obtained regarding the transportation distance between the suppliers to the manufacturing factory.

### ***A3, manufacturing***

This module includes all resources used during the production of Alterna Basic Cabinet CL. The manufacturing processes include the production of components at several different suppliers, which are transported to the assembly factory where the components are assembled. This also includes packaging material which the products are transported out to the distribution centers. Data has been collected by the manufacturer from the production year of 2023, the full 12 months from January 2023 to December 2023.

### ***A4, Transport***

This module includes the transportation from Saint-Gobain's distribution center in Sweden, out to the average customer. The assumed transportation distance is 350 km by truck.

Scenario information	Unit (expressed per declared unit)
Fuel type and consumption of vehicle or vehicle type used for transport e.g. long distance truck, boat etc.	Average truck trailer with a 27 t payload 0,019 l/tkm diesel
Distance	350 km
Capacity utilization (including empty returns)	61% for truck
Volume capacity utilization factor (factor: =1 or <1 or 1 for compressed or nested packaged products)	Not applicable

### ***A5, Construction installation***

This stage includes the waste management of the packaging materials and balancing of the biogenic materials that enter the system in module A3. The pallet and cardboard packaging are being incinerated. The pallet is being reused 10 times before going to incineration; hence the weight represents the wear factor and not the entire pallet. The installation of the product is assumed to have negligible impact, as the installation will be done manually.

Processes	Unit (expressed per declared unit)
Collection process specified by type	0,0533 kg collected separately
	0 kg collected with mixed construction waste
Recovery system specified by type	0 kg for re-use
	0 kg for recycling
	0,0533 kg for energy recovery
Disposal specified by type	0 kg product or material for final deposition

### ***B1-B7 Use stage***

This stage is not declared.

### ***C1 Deconstruction/Demolition***

This stage includes the de-construction of the Alterna Basic Cabinet CL. It is assumed that the deconstruction is done manually and therefore has a negligible impact.

### ***C2 Transport***

This module represents the transport distance to the waste processing facility. It is assumed that the transportation distance to the waste processing facility is 50 km.

### ***C3 Waste processing***

This module includes any waste treatment needed from recycling and incineration.

### ***C4 Final disposal***

This module includes any material that is landfilled.

Processes	Unit (expressed per declared unit)
Collection process specified by type	1 kg collected
	0 kg collected with mixed construction waste
Recovery system specified by type	0 kg for re-use
	0,006383 kg for recycling
	0,99309 kg for energy recovery
Disposal specified by type	0,000298 kg product or material for final deposition
Assumptions for scenario development, e.g. transportation	The transportation is modelled with the same specifications as the truck transportation in module A2, except the transportation distance is assumed to be 50 km to the waste processing.

### ***D Benefits and loads beyond the system boundary***

This module includes loads and benefits obtained from energy recovery and/or recycling materials.

### ***Omissions of life cycle stages***

The following flows were excluded from the system boundary:

- **A1-A3:** The plants, production of machines and transportation systems are excluded since the related flows are supposed to be negligible compared to the potential environmental impacts through the life cycle of the product
- **B1-B7:** The use phase of the products is not included

In addition, the following flows are excluded from the system boundaries:

- Flows related to human activities, such as employee transport

### ***Cut-off criteria***

The following procedures were followed for the exclusion of inputs and output.

- All input and output flows in a unit process were considered i.e., taking into account the value of all flows in the unit process and the corresponding LCI where data was available
- Data gaps were filled by conservative assumptions with average or generic data. Any assumptions in such cases were documented

- The use of cut-off criterion on mass inputs and primary energy at the unit process level (1%) and at the information module level (5%)

All hazardous and toxic materials and substances are included in the inventory and the cut-off rules do not apply.

### Allocation

Allocation criteria are based on mass.

### Content declaration

Product composition	Amount (kg)	Post-consumer recycled material, mass-% of product	Biogenic material, mass-% of product	Biogenic material <sup>1</sup> , kg C/declared unit
Compact laminate	9,91E-01	0	42,2	0,422
Steel	5,95E-03	0	0	0
Polyethylene	2,82E-03	0	0	0
<b>Total</b>	<b>1</b>	<b>0</b>	<b>42,2</b>	<b>0,422</b>

Packaging composition	Weight, kg	Weight-% (versus the product)	Biogenic material <sup>1</sup> , kg C/declared unit
Cardboard	3,53E-02	3,53	0,02
Pallet	1,80E-02	1,8	0,008
<b>Total</b>	<b>0,053</b>	<b>5,33%</b>	<b>0,01</b>

<sup>1</sup> 1 kg biogenic carbon in the product/packaging is equal to 44/12 kg of CO<sub>2</sub> uptake

### Modules declared and geographical scope

	Product stage			Assembly stage		Use stage							End of life stage				Benefits & loads beyond system boundary
	Raw materials	Transport	Manufacturing	Transport	Assembly	Use	Maintenance	Repair	Replacement	Refurbishment	Operational energy use	Operational water use	De-construction demolition	Transport	Waste processing	Disposal	Reuse-Recovery-Recycling-potential
Modules	A1	A2	A3	A4	A5	B1	B2	B3	B4	B5	B6	B7	C1	C2	C3	C4	D
Modules declared	X	X	X	X	X	ND	ND	ND	ND	ND	ND	ND	X	X	X	X	X
Geography	EU	SE	SE	SE	SE	-	-	-	-	-	-	-	SE	SE	SE	SE	SE
Specific data used	2,5%			-	-	-	-	-	-	-	-	-	-	-	-	-	-
Variation products	0%			-	-	-	-	-	-	-	-	-	-	-	-	-	-
Variation sites	0%			-	-	-	-	-	-	-	-	-	-	-	-	-	-

The specific data is based on the amount of impact that derives from the impact indicator GWP-GHG for modules A1-A3.



## Environmental Information

The estimated impact results are only relative statements, which do not indicate the endpoints of the impact categories, exceeding threshold values, safety margins and/or risks. As module C is included in the EPD, it is discouraging the use of the results of modules A1-A3 without considering the results of module C.

### Potential environmental impact – indicators according to EN 15804+A2, EF 3.1

Indicator	Unit	Results per declared unit: 1 kg							
		A1-A3	A4	A5	C1	C2	C3	C4	D
GWP-total	kg CO2 eq	5,96E-01	2,51E-02	8,86E-02	0,00E+00	1,15E-04	2,30E-04	1,02E+00	-3,14E-01
GWP-fossil	kg CO2 eq	1,65E+00	2,51E-02	1,70E-03	0,00E+00	1,15E-04	2,16E-04	4,00E-02	-3,03E-01
GWP-biogenic	kg CO2 eq	-1,06E+00	2,25E-06	8,69E-02	0,00E+00	1,32E-07	1,35E-05	9,80E-01	-5,94E-03
GWP-luluc	kg CO2 eq	2,15E-03	1,42E-06	2,35E-06	0,00E+00	3,41E-08	2,04E-07	4,65E-05	-4,81E-03
ODP	kg CFC-11 eq	7,91E-09	5,86E-09	1,03E-14	0,00E+00	1,76E-11	2,25E-12	1,95E-13	-9,10E-13
AP	mole H+ eq	6,20E-03	7,42E-05	1,90E-05	0,00E+00	1,28E-06	9,21E-07	3,95E-04	-2,57E-04
EP-freshwater	kg P eq	3,57E-05	2,68E-07	1,86E-09	0,00E+00	8,30E-10	3,73E-08	3,72E-08	-2,69E-07
EP-marine	kg N eq	1,94E-03	2,18E-05	6,58E-06	0,00E+00	3,23E-07	4,00E-07	1,45E-04	-9,03E-05
EP-terrestrial	mole N eq	1,75E-02	2,40E-04	8,47E-05	0,00E+00	3,55E-06	3,10E-06	1,80E-03	-1,02E-03
POCP	kg NMVOC eq	5,06E-03	5,45E-05	1,76E-05	0,00E+00	9,02E-07	1,10E-06	3,83E-04	-2,36E-04
ADP-minerals & metals <sup>2</sup>	kg Sb eq	1,29E-06	4,54E-09	1,20E-10	0,00E+00	1,62E-11	9,76E-10	2,27E-09	-7,42E-08
ADP-fossil <sup>2</sup>	MJ	4,08E+01	3,58E-01	2,29E-02	0,00E+00	1,61E-03	3,09E-03	4,41E-01	-6,97E+00
WDP <sup>2</sup>	m3	2,36E-01	3,78E-04	9,42E-03	0,00E+00	3,38E-06	3,72E-05	1,75E-01	-2,15E-02
Acronyms	<b>GWP-fossil</b> = Global Warming Potential fossil fuels; <b>GWP-biogenic</b> = Global Warming Potential biogenic; <b>GWP-luluc</b> = Global Warming Potential land use and land use change; <b>ODP</b> = Depletion potential of the stratospheric ozone layer; <b>AP</b> = Acidification potential, Accumulated Exceedance; <b>EP-freshwater</b> = Eutrophication potential, fraction of nutrients reaching freshwater end compartment; <b>EP-marine</b> = Eutrophication potential, fraction of nutrients reaching marine end compartment; <b>EP-terrestrial</b> = Eutrophication potential, Accumulated Exceedance; <b>POCP</b> = Formation potential of tropospheric ozone; <b>ADP-minerals&amp;metals</b> = Abiotic depletion potential for non-fossil resources; <b>ADP-fossil</b> = Abiotic depletion for fossil resources potential; <b>WDP</b> = Water (user) deprivation potential, deprivation-weighted water consumption								

Disclaimer: The results of this environmental impact indicator shall be used with care as the uncertainties of these results are high or as there is limited experience with the indicator.

<sup>2</sup> The results of this environmental impact indicator shall be used with care as the uncertainties on these results are high or as there is limited experience with the indicator

## Use of resources

Indicator	Unit	Results per declared unit: 1 kg							
		A1-A3	A4	A5	C1	C2	C3	C4	D
PERE	MJ	1,52E+01	9,36E-04	5,96E-03	0,00E+00	1,27E-04	1,29E-04	1,13E-01	-3,01E+00
PERM	MJ	2,08E+01	0,00E+00	-9,95E-01	0,00E+00	0,00E+00	0,00E+00	-1,98E+01	0,00E+00
PERT	MJ	3,60E+01	9,36E-04	-9,89E-01	0,00E+00	1,27E-04	1,29E-04	-1,97E+01	-3,01E+00
PENRE	MJ	3,22E+01	3,58E-01	2,29E-02	0,00E+00	1,61E-03	3,09E-03	4,41E-01	-6,97E+00
PENRM	MJ	1,30E-01	0,00E+00	0,00E+00	0,00E+00	0,00E+00	-3,38E-02	-9,61E-02	0,00E+00
PENRT	MJ	3,24E+01	3,58E-01	2,29E-02	0,00E+00	1,61E-03	-3,07E-02	3,45E-01	-6,97E+00
SM	kg	0,00E+00	0,00E+00	0,00E+00	0,00E+00	0,00E+00	0,00E+00	0,00E+00	0,00E+00
RSF	MJ	0,00E+00	0,00E+00	0,00E+00	0,00E+00	0,00E+00	0,00E+00	0,00E+00	0,00E+00
NRSF	MJ	0,00E+00	0,00E+00	0,00E+00	0,00E+00	0,00E+00	0,00E+00	0,00E+00	0,00E+00
FW	m3	1,01E-02	8,80E-06	2,22E-04	0,00E+00	1,23E-07	8,66E-07	4,11E-03	-4,87E-03
Acronyms	<b>PERE</b> = Use of renewable primary energy excluding renewable primary energy resources used as raw materials; <b>PERM</b> = Use of renewable primary energy resources used as raw materials; <b>PERT</b> = Total use of renewable primary energy resources; <b>PENRE</b> = Use of non-renewable primary energy excluding non-renewable primary energy resources used as raw materials; <b>PENRM</b> = Use of non-renewable primary energy resources used as raw materials; <b>PENRT</b> = Total use of non-renewable primary energy re-sources; <b>SM</b> = Use of secondary material; <b>RSF</b> = Use of renewable secondary fuels; <b>NRSF</b> = Use of non-renewable secondary fuels; <b>FW</b> = Use of net fresh water								

## Additional voluntary indicators

		Results per declared unit: 1 kg							
Indicator	Unit	A1-A3	A4	A5	C1	C2	C3	C4	D
GWP-GHG <sup>3</sup>	kg CO2 eq	1,67E+00	2,51E-02	1,71E-03	0,00E+00	1,15E-04	2,29E-04	4,02E-02	-3,14E-01
Acronyms	GWP-GHG = global warming potential - greenhouse gases								

## Waste and output flows

### Waste

		Results per declared unit: 1 kg							
Indicator	Unit	A1-A3	A4	A5	C1	C2	C3	C4	D
HWD	kg	1,64E-07	0,00E+00	1,19E-11	0,00E+00	2,45E-13	0,00E+00	2,25E-10	-5,42E-09
NHWD	kg	5,06E-02	0,00E+00	0,00E+00	0,00E+00	1,67E-07	0,00E+00	2,98E-04	-3,14E-03
RWD	kg	1,73E-03	0,00E+00	1,18E-06	0,00E+00	2,86E-08	0,00E+00	2,22E-05	-7,79E-04
Acronyms	HW = Hazardous waste disposed; NHW = Non-hazardous waste disposed; RW = Radioactive waste disposed								

<sup>3</sup> This indicator accounts for all greenhouse gases except biogenic carbon dioxide uptake and emissions and biogenic carbon stored in the product. As such, the indicator is identical to GWP-total except that the CF for biogenic CO2 is set to zero

### Output flows

Indicator	Unit	Results per declared unit: 1 kg							
		A1-A3	A4	A5	C1	C2	C3	C4	D
CRU	kg	0,00E+00	0,00E+00	0,00E+00	0,00E+00	0,00E+00	0,00E+00	0,00E+00	0,00E+00
MFR	kg	0,00E+00	0,00E+00	0,00E+00	0,00E+00	0,00E+00	6,38E-02	0,00E+00	0,00E+00
MER	kg	0,00E+00	0,00E+00	0,00E+00	0,00E+00	0,00E+00	0,00E+00	0,00E+00	0,00E+00
EEE	MJ	0,00E+00	0,00E+00	1,16E-01	0,00E+00	0,00E+00	0,00E+00	2,14E+00	0,00E+00
EET	MJ	0,00E+00	0,00E+00	2,11E-01	0,00E+00	0,00E+00	0,00E+00	3,88E+00	0,00E+00
Acronyms	CRU = Components for reuse; MFR = Materials for recycling; MER = Materials for energy recovery; EEE = Exported electric energy; ETE = Exported thermal energy								

### Information on biogenic carbon content

Biogenic carbon content	Unit per DU	Amount
Biogenic carbon content in product	kg C	2,67E-01
Biogenic carbon content in packaging	kg C	2,37E-02

1 kg biogenic carbon is equivalent to 44/12 kg CO<sub>2</sub>.

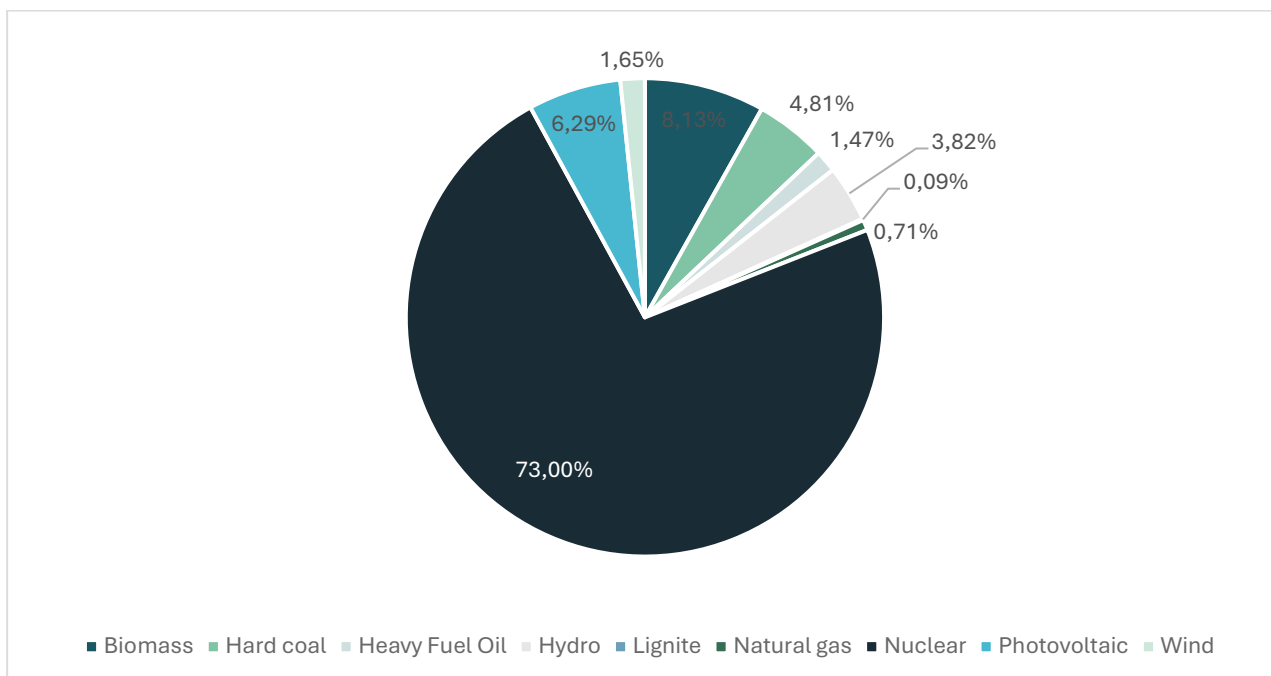
## Disclaimers

ILCD classification	Indicator	Disclaimer
ILCD Type 1	Global warming potential (GWP)	None
	Depletion potential of the stratospheric ozone layer (ODP)	None
	Potential incidence of disease due to PM emissions (PM)	None
ILCD Type 2	Acidification potential, Accumulated Exceedance (AP)	None
	Eutrophication potential, Fraction of nutrients reaching freshwater end compartment (EP-freshwater)	None
	Eutrophication potential, Fraction of nutrients reaching marine end compartment (EP-marine)	None
	Eutrophication potential, Accumulated Exceedance (EP-terrestrial)	None
	Formation potential of tropospheric ozone (POCP)	None
	Potential Human exposure efficiency relative to U235 (IRP)	1
ILCD Type 3	Abiotic depletion potential for non-fossil resources (ADP-minerals&metals)	2
	Abiotic depletion potential for fossil resources (ADP-fossil)	2
	Water (user) deprivation potential, deprivation-weighted	2
	Water consumption (WDP)	2
	Potential Comparative Toxic Unit for ecosystems (ETP-fw)	2
	Potential Comparative Toxic Unit for humans (HTP-c)	2
	Potential Comparative Toxic Unit for humans (HTP-nc)	2
	Potential Soil quality index (SQP)	2
<b>Disclaimer 1</b> – This impact category deals mainly with the eventual impact of low dose ionizing radiation on human health of the nuclear fuel cycle. It does not consider effects due to possible nuclear accidents, occupational exposure nor due to radioactive waste disposal in underground facilities. Potential ionizing radiation from the soil, from radon and from some construction materials is also not measured by this indicator.		
<b>Disclaimer 2</b> – The results of this environmental impact indicator shall be used with care as the uncertainties on these results are high or as there is limited experience with the indicator.		

## Additional information

Greenhouse gas emission from the use of electricity in the manufacturing phase.


Residual mix	Unit	Value
<b>Location</b>		Sweden
<b>Electricity mix</b>		Biomass: 8,13% Hard coal: 4,81% Heavy Fuel Oil: 1,47% Hydro: 3,82% Lignite: 0,09% Natural gas: 0,71% Nuclear: 73,00% Photovoltaic: 6,29% Wind: 1,65%
<b>Reference year</b>		2023
<b>Source</b>		Association of Issuing Bodies
<b>GWP excl. Biogenic</b>	kg CO <sub>2</sub> -eq. /kWh	0,076



## References

Association of Issuing Bodies (2023)	AIB. European Residual Mixes 2022. Version 1.0. <a href="https://www.aib-net.org/facts/european-residual-mix/2022">https://www.aib-net.org/facts/european-residual-mix/2022</a> (Retrieved 2025-01-02)
Construction Products PCR 2019:14 version 1.3.4	EPD International (2024). PCR 2019:14 Construction products and construction services, version 1.3.4
EN15804:2012+A2:2019/ AC:2021	Sustainability of construction works - Environmental product declaration - Core rules for the product category of construction products
GPI 5.0	General Programme Instructions of the International EPD® System. Version 5.
ISO 14020:2000	Environmental labels and declarations — General principles
ISO 14025:2010	Environmental labels and declarations - Type III environmental declarations - Principles and procedures
ISO 14040:2006	International Standard ISO 14040: Environmental Management – Life cycle assessment – Principles and framework. Second edition 2006-07-01.
ISO 14044:2006	Environmental management - Life cycle assessment - Requirements and guidelines
SCB	Swedish Statistics (2020). Treated waste by treatment category and waste category. Every second year 2010 - 2020 <a href="https://www.statistikdatabasen.scb.se/pxweb/en/ssd/START_MI_MI0305/MI0305T003/">https://www.statistikdatabasen.scb.se/pxweb/en/ssd/START_MI_MI0305/MI0305T003/</a> Assessed 2025-01-02.

## Contact information

EPD owner:	 <p>Saint-Gobain Distribution Sweden  Email: <a href="mailto:beriar.maroof@saint-gobain.se">beriar.maroof@saint-gobain.se</a>  Telephone: +46 20 58 30 00  Address: Bryggerivägen 9, 168 67 Bromma, Sweden</p>
LCA author:	 <p>Fanni Végvári  Email: <a href="mailto:fanni.vegvari@carbonzero.se">fanni.vegvari@carbonzero.se</a>  Telephone: +46 73 854 90 52  Address: CarbonZero AB, Tåstrupsgatan 2, SE-262 32  Ängelholm, Sweden</p>
Third party verifier:	 <p>ViridisPride Ltd  Stephen Forson  Email: <a href="mailto:s.forson@viridispride.com">s.forson@viridispride.com</a></p>
Program operator:	 <p>THE INTERNATIONAL EPD® SYSTEM  EPD International AB  <a href="mailto:info@environdec.com">info@environdec.com</a></p>



