

Uppgiftslämnaren reserverar sig för eventuella fel i produktinformationen eller felaktigt registrerade uppgifter och förbehåller sig rätten att korrigera och/eller komplettera produktinformation utan föregående avisering

1 GRUNDDATA

Varubeskrivning

Vertikal In-line flerstegs tryckstegringspump för t.ex. dricksvatten. Med IEC normmotor

Övriga upplysningar

Klassificeringar

ETIM ›	-EC011334 - Centrifugalpump, flerstegs
BK04 ›	-20602 - Tryckstegringspumpar
BSAB ›	-PKB.1 - Centrifugalpumpar
UNSPSC ›	

Leverantörsuppgifter

Företagsnamn

Xylem Water Solutions Sweden AB

Organisationsnummer

5569060899

Adress

Gesällvägen 33

Hemsida

www.xyleminc.com/se

Miljökontaktperson

Namn

Roger Widneresson

Telefon

08-4756700

E-post

roger.widneresson@Xyleminc.com

2 HÅLLBARHETSARBETE

Företagets certifiering

- ISO 9000
- ISO 14000

Xylem Europas Hållbarhets- och kvalitetspolicy

xylem

Let's Solve Water

Xylems mål är att utveckla hållbara lösningar på världens vattenproblem. Vi har åtagit oss att utveckla bättre och mer hållbara sätt att använda, transportera, behandla, testa och visa hänsyn till denna viktiga och grundläggande resurs.

Vi strävar efter att bli marknadsledaren inom vatten, känd som:

- Ett företag med enastående produkter, tjänster och expertis för att stödja våra kunder i deras strävan att lösa vattenfrågan.
- En ledare inom innovation och ständig förbättring.
- Ett företag som attraherar talanger i världsklass - med förmåga att utveckla och behålla de globala ledarna.
- En kunskapsledare i branschen.

Vi stödjer FN:s 10 globala principer och arbetar för en hållbar utveckling genom våra värderingar:

- Respekt för miljön och för internationellt erkända mänskliga rättigheter och arbetsförhållanden.
- Ansvar för hur vår verksamhet påverkar människor och miljön.
- integritet för att agera etiskt och leva upp till vår uppförandekod.
- Kreativitet för att utveckla innovativa energi- och vattneffektiva lösningar.

Vi strävar efter att säkerställa starka relationer med våra intressenter genom att agera öppet och trovärdigt, i enlighet med alla tillämpliga lagar och förordningar.

Vi arbetar för att möta överenskomna kundkrav.

Vi strävar efter att erbjuda det bästa värdet för våra kunder genom att tillhandahålla en låg livscykelkostnad och genom att vara lätta att göra affärer med. Detta för att stödja hållbara metoder och skydd av miljön.

Vi designar, utvecklar, tillverkar, marknadsför och utför service på produkter som uppfyller kvalitets-, säkerhets- och hållbarhetskrav.

Vi har åtagit oss att:

- Kontinuerligt förbättra vårt ledningssystem och vårt arbete inom områdena miljö, hälsa, säkerhet, arbetsmiljö (EHS&S), kvalitet och hållbarhet.
- Uppfylla eller överträffa relevanta lagar och förordningar, samt övriga krav, inom EHS&S och hållbarhet.
- Förebygga skador, ohälsa och föroreningar, genom vår vision "Accept only zero".
- Tillhandahålla en trygg och säker arbetsplats för våra medarbetare
- Minska vårt ekologiska fotavtryck för vatten och utsläpp av växthusgaser, förbättra vårt vitalitetsindex och vår energieffektivitet för produkter samt förbättra vårt hållbarhetsarbete i leverantörskedjan.
- Sätta mål och planera resurser för att uppfylla denna policy.
- Kommunicera denna policy till alla anställda och intressenter.

3:e juni 2017

Anders Engström VD Xylem Sweden

Kemisk produkt	Nej
Omfattas varan av RoHS-direktivet	Ja
Innehåller produkten tillsatt nanomaterial, som är medvetet tillsatta för att uppnå en viss funktion	Nej
Varans vikt	12 - 125 kg

Vara / Delkomponenter

Koncentrationen har beräknats på komponentnivå

Drivdel - 29% - 71% av hela varan

Ingående material /komponenter	Vikt-% i komponent	CAS-nr (alt legering)	EG-nr (alt legering)	Vikt % i produkt	Kommentar
Aluminiumlegering EN AC-46100, Pb 0,25%	<17%	Övrigt, metaller		<12,07%	
Plåt	50% - 80%	Övrigt, metaller		14,5 - 56,8%	
Koppar	<34%	7440-50-8	231-159-6	<24,14%	

Hydrauldel - 29% - 71% av hela varan

Ingående material /komponenter	Vikt-% i komponent	CAS-nr (alt legering)	EG-nr (alt legering)	Vikt % i produkt	Kommentar
Rostfritt stål EN 1.4301, 8-10,5%, Bedömning på legeringsnivå	30% - 84%	12597-68-1	603-108-1	8,7 - 59,64%	
Aluminium (metalliskt i legering)	<6%	7429-90-5	231-072-3	<4,26%	
Gråjärn Gjutjärn EN-GJL-250	0% - 75%	Övrigt, metaller		0 - 53,25%	
EPDM synonym Etylenpropylen-dicyklopentadien polymer	<1%	25034-71-3	Saknas	<0,71%	
Grafit	<1%	7782-42-5		<0,71%	
Kisel karbid, Silicon carbide (SiC), Karborundum	<1%	409-21-2	206-991-8	<0,71%	
Tungsten carbide	<1%	12070-12-1	235-123-0	<0,71%	
Poly(thiophenylene), PPS, Poly(phenylene sulfide), polyphenylene sulfure	<1%	9016-75-5		<0,71%	

Del av materialinnehållet som är deklarerat 100%

Särskilt farliga ämnen

Varan innehåller INTE några ämnen med särskilt farliga egenskaper (Substances of very high concern, SVHC-ämnena) som finns med på kandidatförteckningen i en koncentration som överstiger 0,1 vikts-%

Utgåva av kandidatförteckningen som har använts

2018-04-17 00:00:00

Övrigt

Ämnen är redovisade ned till 2 viktprocent och riktlinjerna i iBVDs redovisningskrav har följts. Eventuell avvikelse från redovisningskraven redovisas nedan.

4 RÅVAROR

Återvunnet material

Innehåller varan återvunnet material: Vet ej

Träråvara

Träråvara ingår i varan: Nej

5 MILJÖPÅVERKAN

Finns en miljövarudeklaration framtagen enligt EN15804 eller ISO14025 för varan

Nej

Finns annan miljövarudeklaration

Ej angivet

Om miljövarudeklaration eller annan livscykelanalys saknas, beskriv hur miljöpåverkan av varan beaktas ur ett livscykelperspektiv

Mer än 90% av pumparnas energikonsumtion under deras livstid utgörs av energi för drift. Produktionen följer standarden ISO14001. Ingående material kan till största delen återvinnas.

6 DISTRIBUTION

Beskrivning av emballagehantering för distribution av varan

"Mindre" pumpar levereras i kartong, "större" pumpar levereras fastsatta på träpall och med krympplast över.

7 BYGGSCKEDET

Ställer varan särskilda krav vid lagring?

Nej

Ställer varan särskilda krav på omgivande byggvaror?

Nej

8

BRUKSSKEDET

Finns skötsel­anvisningar/skötsel­råd?	Ja
Finns en energimärkning enligt energimärkningsdirektivet (2010/30/EU) för varan?	Ej relevant

9

RIVNING

Kräver varan särskilda åtgärder för skydd av hälsa och miljö vid rivning/demontering?	Nej
---	-----

10

AVFALLSHANTERING

Omfattas den levererade varan av förordningen (2014:1075) om producentansvar för elektriska och elektroniska produkter när den blir avfall?	Ja
Är återanvändning möjlig för hela eller delar av varan?	Nej
Är materialåtervinning möjlig för hela eller delar av varan?	Ja
Ingående metalledar kan återvinnas	
Är energiåtervinning möjlig för hela eller delar av varan?	Nej
Har leverantören restriktioner och rekommendationer för återanvändning, material- eller energiåtervinning eller deponering?	Nej
När den levererade varan blir avfall, klassas den då som farligt avfall?	Nej
Avfallskod (EWC) för den levererade varan	170407

RSK-nummer	Eget Artikel-nr	GTIN
588 21 10	AA-101680041	
588 21 11	AA-101680051	
588 21 12	AA-101680091	
588 29 00	AA-1016L0010	
588 29 01	AA-1016L0011	
588 29 02	AA-1016L0020	
588 29 03	AA-1016L0021	
588 29 04	AA-1016L0030	
588 29 05	AA-1016L0031	
588 29 06	AA-1016L0040	
588 29 07	AA-1016L0041	
588 29 08	AA-1016L0050	
588 29 09	AA-1016L0051	
588 29 10	AA-1016L0060	
588 29 11	AA-1016L0061	
588 29 12	AA-1016L0070	
588 29 13	AA-1016L0071	
588 29 14	AA-1016L0080	
588 29 15	AA-1016L0081	
588 29 16	AA-1016L0090	
588 29 17	AA-1016L0091	
588 29 18	AA-1016L0100	
588 29 19	AA-1016L0101	
588 29 20	AA-1016LC110	
588 29 21	AA-1016LC111	
588 29 22	AA-1016LC120	
588 29 23	AA-1016LC121	
588 29 24	AA-1016LC140	
588 29 25	AA-1016LC141	
588 29 26	AA-1016LC160	
588 29 27	AA-1016LC161	
588 29 28	AA-1016LC180	
588 29 29	AA-1016LC181	
588 29 30	AA-1016LC210	
588 29 31	AA-1016LC211	
588 29 32	AA-1016LC240	
588 29 33	AA-1016LC241	
588 29 34	AA-1016LC261	
588 29 35	AA-1016LC291	
588 29 36	AA-1016LC311	
588 29 37	AA-1016LC331	
588 29 38	AA-1016LC361	

588 29 39	AA-1016L0420	
588 29 40	AA-1016L0421	
588 29 41	AA-1016L0430	
588 29 42	AA-1016L0431	
588 29 43	AA-1016L0440	
588 29 44	AA-1016L0441	
588 29 45	AA-1016L0450	
588 29 46	AA-1016L0451	
588 29 47	AA-1016L0460	
588 29 48	AA-1016L0461	
588 29 49	AA-1016LC470	
588 29 50	AA-1016LC471	
588 29 51	AA-1016LC480	
588 29 52	AA-1016LC481	
588 29 53	AA-1016LC490	
588 29 54	AA-1016LC491	
588 29 55	AA-1016LC500	
588 29 56	AA-1016LC501	
588 29 57	AA-1016LC510	
588 29 58	AA-1016LC511	
588 29 59	AA-1016LC520	
588 29 60	AA-1016LC521	
588 29 61	AA-1016LC530	
588 29 62	AA-1016LC531	
588 29 63	AA-1016LC540	
588 29 64	AA-1016LC541	
588 29 65	AA-1016LC560	
588 29 66	AA-1016LC561	
588 29 67	AA-1016LC590	
588 29 68	AA-1016LC591	
588 29 69	AA-1016LC610	
588 29 70	AA-1016LC611	
588 29 71	AA-1016LC631	
588 29 72	AA-1016LC651	
588 29 73	AA-1016LC671	
588 29 74	AA-1016LC691	
588 29 75	AA-1016LC711	
588 29 76	AA-1016LC731	
588 29 77	AA-1016L0790	
588 29 78	AA-1016L0791	
588 29 79	AA-1016L0800	
588 29 80	AA-1016L0801	
588 29 81	AA-1016L0810	
588 29 82	AA-1016L0811	
588 29 83	AA-1016LC820	
588 29 84	AA-1016LC821	

588 29 85	AA-1016LC830	
588 29 86	AA-1016LC831	
588 29 87	AA-1016LC840	
588 29 88	AA-1016LC841	
588 29 89	AA-1016LC850	
588 29 90	AA-1016LC851	
588 29 91	AA-1016LC860	
588 29 92	AA-1016LC861	
588 29 93	AA-1016LC870	
588 29 94	AA-1016LC871	
588 29 95	AA-1016LC880	
588 29 96	AA-1016LC881	
588 29 97	AA-1016LC890	
588 29 98	AA-1016LC891	
588 29 99	AA-1016LC900	
588 30 00	AA-1016LC901	
588 30 01	AA-1016LC910	
588 30 02	AA-1016LC911	
588 30 03	AA-1016LC920	
588 30 04	AA-1016LC921	
588 30 05	AA-1016LC930	
588 30 06	AA-1016LC931	
588 30 07	AA-1016LC950	
588 30 08	AA-1016LC951	
588 30 09	AA-1016LC980	
588 30 10	AA-1016LC981	
588 30 11	AA-1016LD001	
588 30 12	AA-1016LD021	
588 30 13	AA-1016LD051	
588 30 14	AA-1016LD071	
588 30 15	AA-1016LD101	
588 30 16	AA-1016LD150	
588 30 17	AA-1016LD151	
588 30 18	AA-1016LD160	
588 30 19	AA-1016LD161	
588 30 20	AA-1016LD170	
588 30 21	AA-1016LD171	
588 30 22	AA-1016LD180	
588 30 23	AA-1016LD181	
588 30 24	AA-1016LD190	
588 30 25	AA-1016LD191	
588 30 26	AA-1016LD200	
588 30 27	AA-1016LD201	
588 30 28	AA-1016LD210	
588 30 29	AA-1016LD211	
588 30 30	AA-1016LD220	

588 30 31	AA-1016LD221	
588 30 32	AA-1016LD230	
588 30 33	AA-1016LD231	
588 30 34	AA-1016LD240	
588 30 35	AA-1016LD241	
588 30 36	AA-1016LD250	
588 30 37	AA-1016LD251	
588 30 38	AA-1016LD270	
588 30 39	AA-1016LD271	
588 30 40	AA-1016LD291	
588 30 41	AA-1016LD311	
588 30 42	AA-1016LD321	
588 30 43	AA-1016LD341	
588 30 44	AA-1016LD351	
588 30 45	AA-1016LD400	
588 30 46	AA-1016LD401	
588 30 47	AA-1016LD410	
588 30 48	AA-1016LD411	
588 30 49	AA-1016LD420	
588 30 50	AA-1016LD421	
588 30 51	AA-1016LD430	
588 30 52	AA-1016LD431	
588 30 53	AA-1016LD440	
588 30 54	AA-1016LD441	
588 30 55	AA-1016LD450	
588 30 56	AA-1016LD451	
588 30 57	AA-1016LD460	
588 30 58	AA-1016LD461	
588 30 59	AA-1016LD470	
588 30 60	AA-1016LD471	
588 30 61	AA-1016LD480	
588 30 62	AA-1016LD481	
588 30 63	AA-1016LD490	
588 30 64	AA-1016LD491	
588 30 65	AA-1016LD501	
588 30 66	AA-1016LD521	
588 30 67	AA-1016LD541	
588 30 68	AA-1016LD561	
588 30 69	AA-1016LD610	
588 30 70	AA-1016LD611	
588 30 71	AA-1016LD620	
588 30 72	AA-1016LD621	
588 30 73	AA-1016LD630	
588 30 74	AA-1016LD631	
588 30 75	AA-1016LD640	
588 30 76	AA-1016LD641	

588 30 77	AA-1016LD650	
588 30 78	AA-1016LD651	
588 30 79	AA-1016LD660	
588 30 80	AA-1016LD661	
588 30 81	AA-1016LD670	
588 30 82	AA-1016LD671	
588 30 83	AA-1016LD680	
588 30 84	AA-1016LD681	
588 30 85	AA-1016LD690	
588 30 86	AA-1016LD691	
588 30 87	AA-1016LD700	
588 30 88	AA-1016LD701	
588 30 89	AA-1016LD721	
588 30 90	AA-1016LD741	
588 30 91	AA-1016LD771	
	26-101680041	
	26-101680051	
	26-101680091	
	26-330000037	
	26-901283	
	26-330000043	
	26-330000044	
	26-330000049	
	26-330000050	
	26-330000055	
	26-330000056	
	26-330000061	
	26-330000062	
	26-330000067	
	26-330000068	
	26-330000074	
	26-330000075	
	26-330000081	
	26-330000082	
	26-330000088	
	26-330000089	
	26-330000095	
	26-330000096	
	26-330001632	
	26-330001628	
	26-330001518	
	26-330001635	
	26-330001645	
	26-330001641	
	26-330001537	
	26-330001648	

	26-330001659	
	26-330001654	
	26-330001667	
	26-330001662	
	26-330001675	
	26-330001670	
	26-330001678	
	26-330001685	
	26-330002404	
	26-330002411	
	26-330002418	
	26-330000146	
	26-330000147	
	26-330000152	
	26-330000153	
	26-330000158	
	26-330000159	
	26-330000164	
	26-330000165	
	26-330000170	
	26-330000171	
	26-330001529	
	26-330001515	
	26-330001706	
	26-330001702	
	26-330001530	
	26-330001709	
	26-330001531	
	26-330001715	
	26-330001724	
	26-330001545	
	26-330001731	
	26-330001727	
	26-330001737	
	26-330001535	
	26-330001744	
	26-330001740	
	26-330001552	
	26-330001747	
	26-330002425	
	26-330002426	
	26-330002433	
	26-330002434	
	26-330002441	
	26-330002448	
	26-330002455	

	26-330002462	
	26-330002469	
	26-330002475	
	26-330000218	
	26-330000219	
	26-330000224	
	26-330000225	
	26-330000230	
	26-330000231	
	26-330001521	
	26-330001558	
	26-330001517	
	26-330001758	
	26-330001559	
	26-330001525	
	26-330001532	
	26-330001556	
	26-330001533	
	26-330001773	
	26-330001782	
	26-330001778	
	26-330001788	
	26-330001523	
	26-330002481	
	26-330002482	
	26-330002488	
	26-330002489	
	26-330002495	
	26-330002496	
	26-330002502	
	26-330002503	
	26-330002509	
	26-330002510	
	26-330002516	
	26-330002517	
	26-330002524	
	26-330002525	
	26-330002532	
	26-330002539	
	26-330002546	
	26-330002553	
	26-330002560	
	26-330001604	
	26-330001601	
	26-330001536	
	26-330001607	

	26-330001514	
	26-330001612	
	26-330001516	
	26-330001617	
	26-330002566	
	26-330003826	
	26-330002573	
	26-330002574	
	26-330002580	
	26-330002581	
	26-330002587	
	26-330002588	
	26-330002594	
	26-330002595	
	26-330002601	
	26-330002602	
	26-330002608	
	26-330002609	
	26-330002616	
	26-330002617	
	26-330002624	
	26-330002632	
	26-330002639	
	26-330002646	
	26-330002653	
	26-330001625	
	26-330001622	
	26-330002659	
	26-330002660	
	26-330002665	
	26-330002666	
	26-330002672	
	26-330002673	
	26-330002679	
	26-330002680	
	26-330002686	
	26-330002687	
	26-330002693	
	26-330002694	
	26-330002700	
	26-330002701	
	26-330002708	
	26-330002709	
	26-330002716	
	26-330002717	
	26-330002724	

	26-330002731	
	26-330002739	
	26-330002746	
	26-330001694	
	26-330001513	
	26-330002753	
	26-330002754	
	26-330002759	
	26-330002760	
	26-330002765	
	26-330002766	
	26-330002772	
	26-330002773	
	26-330002779	
	26-330002780	
	26-330002786	
	26-330002787	
	26-330002793	
	26-330002794	
	26-330002800	
	26-330002801	
	26-330002808	
	26-330002809	
	26-330002816	
	26-330002823	
	26-330002830	

Produktdatablad

Prestandadeklaration

Säkerhetsblad

Miljövarudeklaration

Skötselansvisning

Övriga bifogade dokument

-cat_e_range_uk_web2.pdf



The e-Range

PREMIUM EFFICIENCY PUMPS, MOTORS AND DRIVES COMPLIANT
WITH THE ERP DIRECTIVE

One Xylem

We are united in our focus to be the leading global technologies and applications.

Xylem is a global leader in water technology across both clean and waste water applications, and operates in over 150+ countries.

Xylem is a single company with multiple brands, all focussed on solving the most challenging water issues in multiple industries. Our aim is approach the market as one entity, focused on the best products, application expertise and aftersales support for customers, across all of our core markets within Europe, the Middle East, India, Russia and Africa.

Xylem manufactures a range of products which touch on numerous parts of the building and manufacturing processes. We felt the time was right to bring all of the brands into one single organisation offering customers one contact for all applications. For example, it is entirely possible that a Lowara pump is pumping clean water into the manufacturing process and a Flygt pump is being used to pump wastewater at the other end.

What's more, if the plant is producing a large amount of wastewater it is highly likely that a Wedeco ultraviolet or ozone treatment solution is being used before discharge into the water course. Now that customer can deal with one organisation for all their needs.

The brands and their heritage will remain, but we will go to market as one company, Xylem.

Our customers.

For our customers, our unified approach under the Xylem brands means that they will have one single point of contact. Whereas before they may have had to liaise with a brand representative for each Xylem product used on a project, from now on, all contact will be centralised to make communication much easier. There will be one person with one voice, but with the full support of an array of technical experts behind them.

This new approach allows us to offer customers comprehensive technical advice which draws on the experience and expertise of our technical specialists. The in-depth knowledge we now collectively possess stretches far across the building and manufacturing processes, which means we can consult on an installation within the wider project team and highlight issues which may not have occurred to our customers.

Our services.

Xylem has always prided itself on offering exceptional levels of service and support to customers across all of our brands.

Our staff.

The knowledge and expertise of our staff is one of our most important assets and we are constantly continuing our investment in training and development. For instance, all of our customer-facing people are being required to go through a comprehensive training programme covering everything from pump and pumping system basics, through to the technology behind variable speed drives.

provider of efficient and sustainable water

The importance of training can be demonstrated by the dynamics of our markets. The transportation, treatment and use of water, be it in the municipal or building services sector is now highly regulated. Environmental efficiency standards, such as the ErP Directive, have placed strict control on the types of pumps that can be manufactured and marketed to end-users, regardless of whether those end-users are operating a sewage pumping station or a modern office block.

Our biggest opportunities.

One of our big focuses is our ecocirc XL circulator pump. It builds on the technological advancements we made with our original domestic ecocirc, but is designed to be used within the industrial and commercial marketplace. It is a symbol of various parts of Xylem EMEIA combining to create a product that can be used by a variety of end-users across several of the company's key markets.

The complete Xylem brand offering.

Xylem is now offering a single network of sales and service to provide you the best customer experience.

Our mission is to be the best provider of complete fluid handling solutions.



We span the entire water cycle

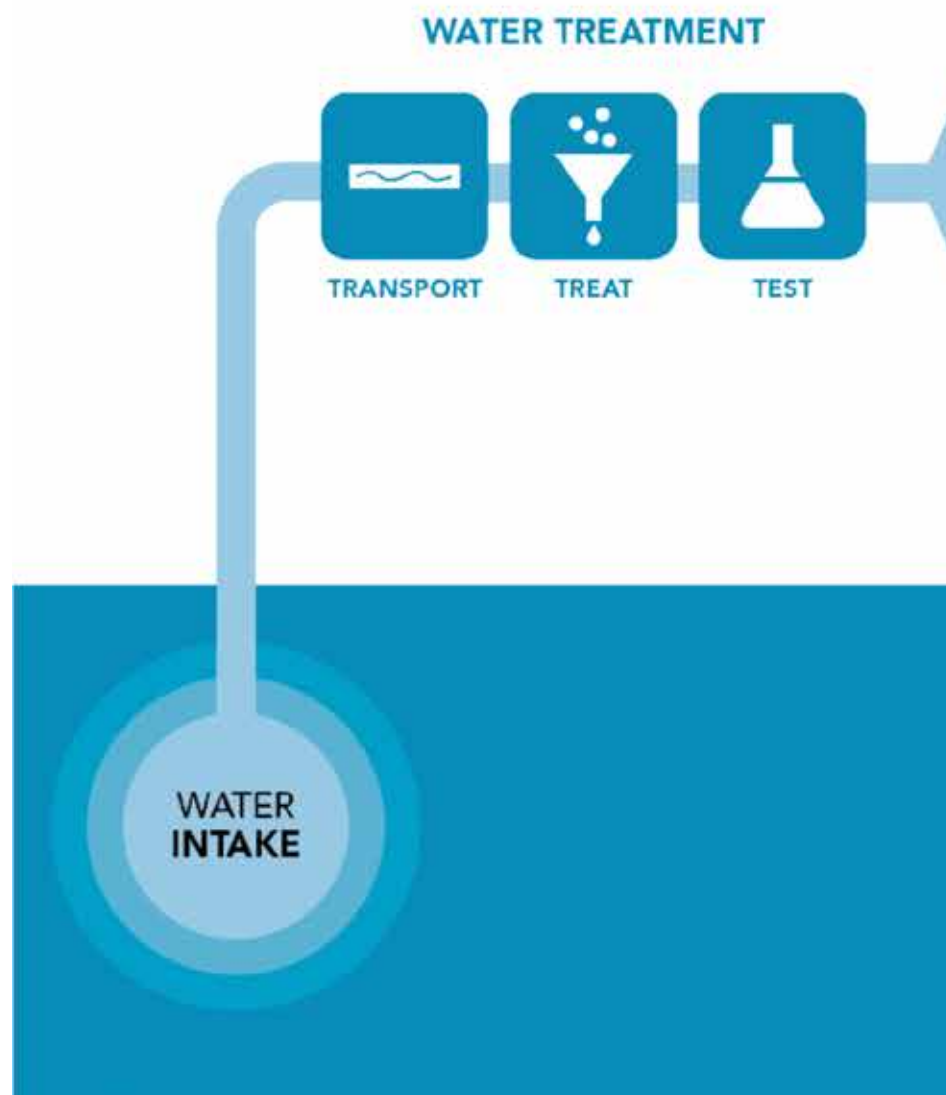
Our industry includes thousands of small companies, none of which have the breadth, scale or experience to address challenges across the complete water cycle. From water treatment – to end-use consumers – to wastewater treatment – the singular pure-play exception is Xylem.

Our involvement in the water cycle can be broken down into two parts – Water Infrastructure and Applied Water.

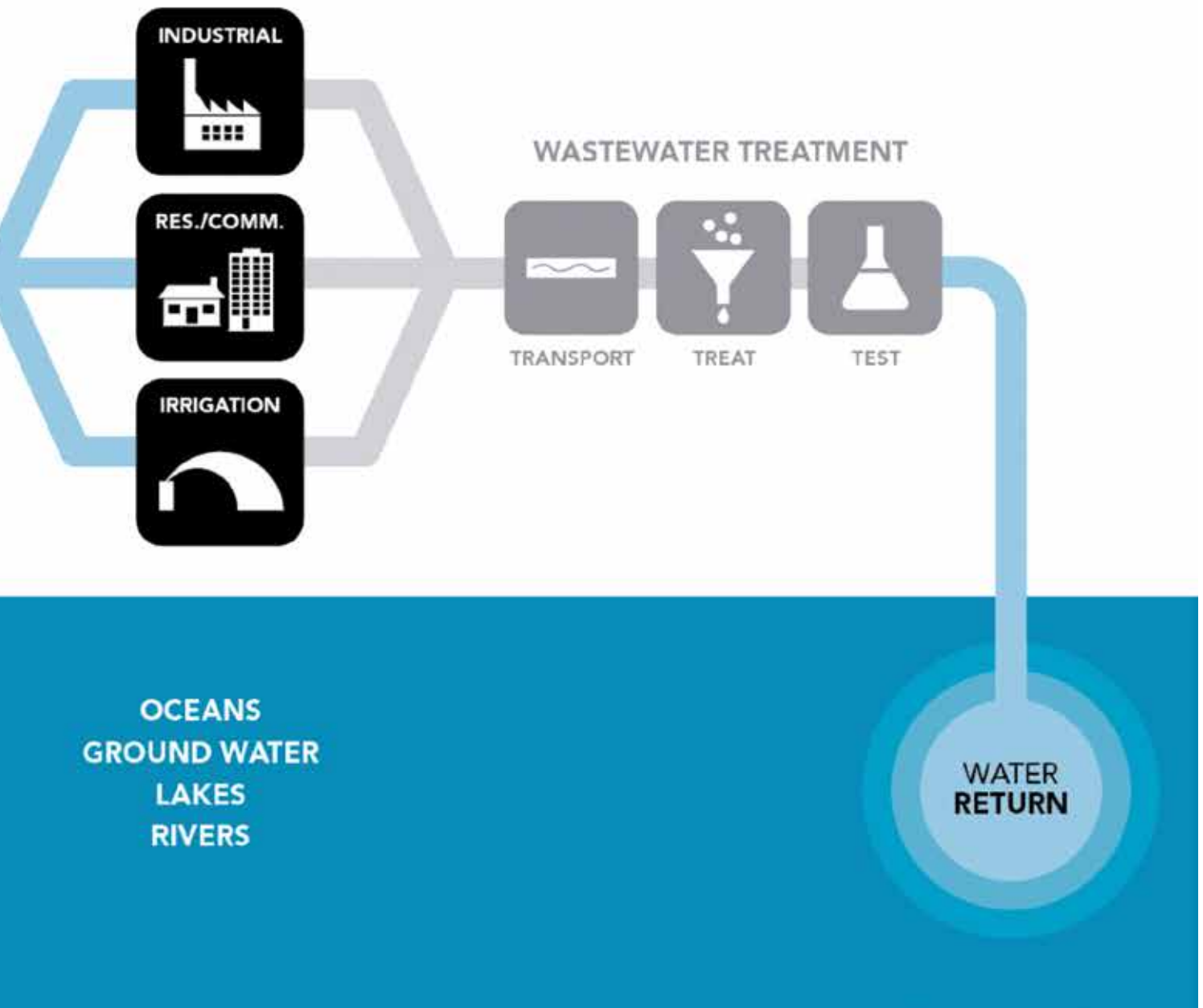
When we talk about Water Infrastructure – which encompasses 60 percent of our business – we are talking about helping customers collect water from a source and distribute it to users, and then helping them clean wastewater and return it back to the environment. This involves three closely linked applications – transport, treatment and testing – for two types of customers: public utilities and industrial facilities.

When we refer to Applied Water – which accounts for the other 40 percent of our business – we are focused on all the applications – or uses – of water in our daily lives. The customers here come to us for solutions in three major categories: residential and commercial building service applications, industrial applications, and irrigation and agriculture applications.

Having a huge footprint throughout the water cycle gives us a balanced portfolio and presents opportunities for us to create solutions for customers no matter where they are in this loop.



END-USE CONSUMERS



EU efficiency morse code

De-mystifying EU pump legislation for the pump industry.

One of the EU's biggest legislative focuses is improving energy efficiency within building services and achieving a significant overall reduction in carbon emissions.

Heating systems, particularly pumps, are covered by a number of different pieces of legislation aimed at tackling CO₂ with many set to incrementally update minimum targets over the coming years. Despite European legislation significantly impacting on everyone within the HVAC industry - from an independent installer to global manufacturers - many of the specific metrics which the industry is required to meet can be lost in translation.

Below is a brief overview of some of the most relevant pieces of EU legislation and what they mean for both installers and end-users.

European Union legislation.

1) Eco Design Directive/Energy-using Products Directive (EuP) (EC 641-2009)

In 2005 the European Commission launched a framework directive intended to halve EU member states' CO₂ emissions by 2020.

In 2009 it became known as the Energy-using Products Directive (EuP)

2) Energy-related Products Directive (ErP)

The EuP Directive expanded in 2009 to include energy-related products and renamed the ErP Directive
Energy-related products are defined

as products which use energy, or those that have an indirect impact on energy consumption

It covers any product within a heating system which consumes energy (e.g. not just boilers)

Approximately 14 million domestic circulators are placed into the global community annually

Due to regular operation over extended timeframes circulators were identified as a key product which needed drastic efficiency improvements

The energy labelling aspect of ErP is due to be relaunched from September 2015 for the total installed system

Efficiency metrics under the ErP Directive.

3) Energy Efficiency Index (EEI)

A new ratings system under the ErP Directive for energy-related products, including circulator pumps, that replaces the previously used A-G rating system

As of 1st January 2013 all new and replacement circulator pumps are required to have a maximum EEI value of 0.27 from 0.4

As of 1st August 2015 all circulator pumps must have a minimum EEI value of 0.23 to comply with the ErP Directive.
This means that from 1st August 2015 only variable speed circulator pumps with a

permanent-magnet motor are allowed on the market

Drinking Water Circulators will not apply under the directive. Drinking water circulators are specifically designed to be used in the re-circulation of drinking water as defined in Council Directive 98/83/EC

4) Premium efficiency motors - IE2 and IE3

IEC standard for Rotating Electrical Machines - Part 30: defines three classes of motor efficiency for single-speed, three-speed and cage-induction motors

IE 1 - standard efficiency; IE 2 - high efficiency; IE3 - premium efficiency

Under the EU Meps Directive, from 16th June 2011 all new motors must meet the IE2 efficiency legislation

From 1st January 2015, motors with a rated output of 7.5 - 375kW must meet IE3 legislation, or IE2 level if fitted with a variable speed drive

From 1st January 2017, smaller motors with a rated output of 0.75 - 375kW must meet IE3 legislation, or IE2 level if fitted with a variable speed drive

IE3 Motors are fitted as standard and the energy saving can be improved fitting Hydrovar variable speed drives, IE4 motors are available as an option

5) Mean Efficiency Index (MEI) - clean water pumps

Under the ErP Directive (formerly the Eco Design Directive), the Minimum Efficiency Index (MEI) identifies the minimum hydraulic efficiency levels manufacturers must meet

An MEI rating is determined by a pump's head, flow, speed and by constant depending on the design of the pump being measured

An MEI must be calculated at three different levels:

First at the Best Efficiency Point (BEP) - the operating point at which the pump runs at maximum hydraulic efficiency

Secondly at the Part Load (PL) - the operating point at which the pump is operating at 75% of the flow is at the BEP

Finally at the Over Load (OL) - the operating point at which the pump runs at 110% of the BEP

From 1st January 2013, all water pumps were required to be operating with an MEI rating of less than or equal to 0.1

From 1st January 2015, all water pumps are required to be operating with an MEI rating greater than or equal to 0.4

The directive effects affects: end-suction own bearing pumps; end-suction closed coupled pumps; close coupled in-line pumps; vertical multi-stage pumps; submersible multi-stage pumps



The revolutionary highly efficient circulators for domestic heating with simple and shaftless spherical motor design and patented anti-block technology.

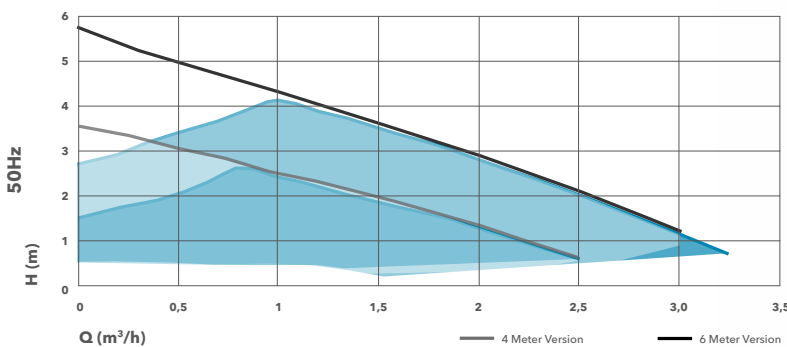
Magnetite and sludge, which are both found in pumped liquids are both magnetic, this can accumulate at the permanent magnetic parts of a high efficiency pump, and therefore block and damage it or decrease the pump's efficiency. Our new Anti-Block-Technology separates the main flow of the pumped media completely from the permanent magnetic parts, making it impossible to block up, even in very old open systems.

ecocirc BASIC

The Lowara ecocirc BASIC focuses on energy saving and short payback times. No compromise in reliability and high efficiency, all with a clear focus on the essentials in mind

Two stepless control options:

- stepless fixed speed
- automatic proportional pressure control $\Delta p-v$



Range Overview

Sizes: Pump body in 130mm or 180mm, 1" 1¼" 1½" or 2"
 Power consumption: 4m model, 4 to 23 Watts or 6m model, 4 to 42 Watts
 Heads up to: 6 m
 Flows up to: 3.2 m³/h
 Pressure class: 10 bar
 Temperature of pumped liquid: -10°C to +110°C

ecocirc PREMIUM



All Lowara ecocirc PREMIUM products come as standard with three control options, a plug that does not require a tool for assembly, and even a multi-display mounted on the end cap

Three stepless control options:

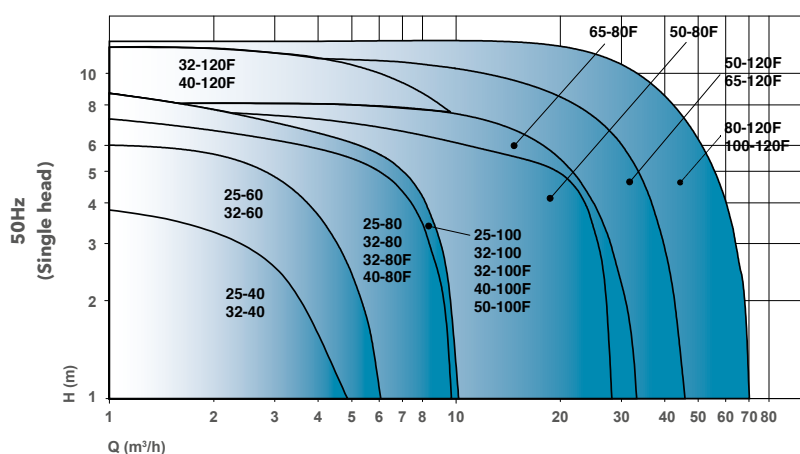
- stepless fixed speed
- automatic proportional pressure control $\Delta p-v$
- automatic constant pressure control $\Delta p-c$

Multi-display: The automatically alternating display shows either the currently consumed power, the pump head or the flow rate. No tools are required for assembly, and there is a quick and easy electrical connection. An easy and quick electrical connection. The female plug is compatible with male plugs from previously installed third-party circulators. By turning the stator via the screw ring, the plug can be fixed in any position, making an installation even in the hardest and tightest environment environments, easy



ecocirc XL & ecocirc XLplus

The new Lowara ecocirc XL and XLplus are wet rotor circulators that provide state-of-the-art technology in hydraulics, motor and intelligent controls.



Range Overview

Sizes: Pump body in 180mm, 1½" or 2", DN32, DN40, DN50, DN65, DN80 and DN100 Single or twin head
Maximum power consumption: 17 watts to 935 watts
Heads up to: 12 m
Flows up to: 62 m³/h

Pressure class: 10 bar
Temperature of pumped liquid: -10°C to +110°C

The ecocirc XL and XLplus are everything you need in a large wet rotor circulator. The purposefully engineered, easy-to-install ecocirc XL and XLplus are designed with simplicity and efficiency in mind.

High efficiency

Different operation modes adopted to all real life situations

- Automatic proportional pressure control (Δp_v)
- Constant pressure control (Δp_c)
- Differential temperature control (ΔT)
- Manual set constant speed
- Night mode

Easy to install and start up, no advanced programming necessary

Clear display and easy setting with touch buttons

For hot and cold media including secondary hot water

Communicate with Modbus RTU and BACnet systems (XL plus)

Can be controlled from a laptop, tablet or smartphone via built in WiFi (XL plus)

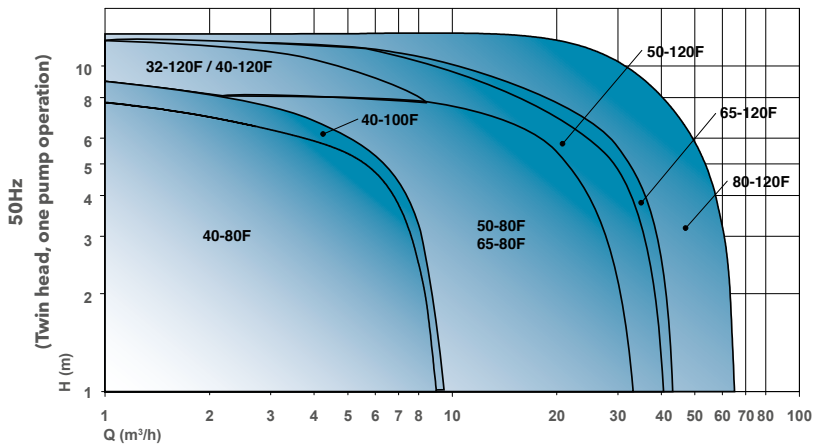
Specification.

Single and twin head models in cast iron or bronze

Head up to 12 m

Flow up to 62 m³/h

Temperature range - 10°C to +110°C



Specifier's tools xylect.com
after specifiers tools
or visit www.buildings.xylem.com

e-HM

The e-HM series is a modern highly efficient horizontal multistage pump.



Range Overview

Sizes: 1" 1/4", 1 1/2" or 2"
Power: 0.3 kW up to 5.5 kW
Head up to: 159 m
Flows up to: 29 m³/h
Pressure class: PN10 or PN16
Temperature of pumped liquid: from -10 °C or -30°C
options to +60°C, +90°C or 120 °C options
Variable speed option: Teknospeed or Hydrovar



State-of-the-art hydraulics with best-in class efficiency combined with IE3 motors mean the lowest possible operating costs

Thick sheet metal casing, high-quality bearings and stainless steel guarantees a long service life

High-efficiency hydraulics, motor and thick metal pump body keep the noise level to a minimum

Pumps are certified for drinking water use (WRAS and ACS)

e-HM residential: reliable water supply for most buildings; from family houses up to 10 floor apartment buildings. The e-HM is available in different versions

Bare pump

On/ off system with pressure switch and pressure tank

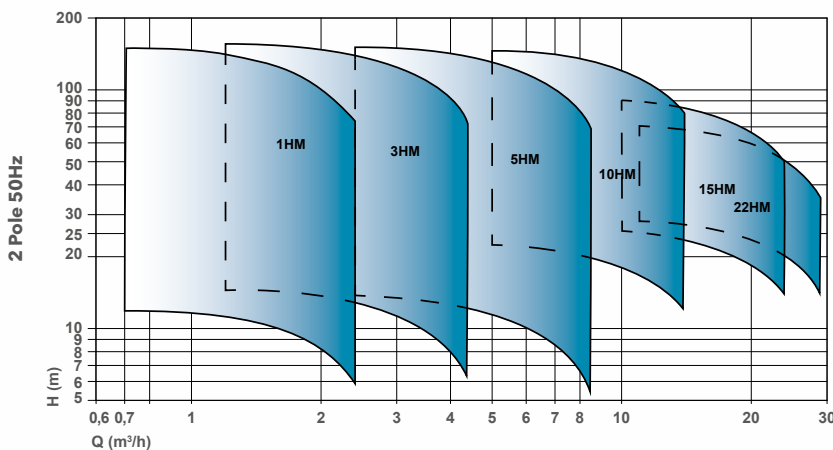
Semi constant pressure system with Genyo electronical pump controller

Constant pressure system with Teknospeed/ Hydrovar variable speed controller

e-HM industrial: full offering for numerous applications including washing & cleaning, water treatment and food & beverage industries

Options available on request:

- AISI 304 or 316
- Electropolished
- Mechanical seal and o-ring options



Material options

- Pump housing: AISI 304 or 316 stainless steel
- Impeller: Noryl, AISI 304 or 316 stainless steel
- Elastomers: EPDM (other materials available on request)
- Mechanical seal: Ceramic, Carbon, EPDM (other options available on request)
- 50 or 60 Hz motors

e-SV

Highly reliable and technologically advanced multipurpose pumps capable of satisfying the needs of a wide variety of users.



Many different construction designs are available, with models featuring 1-3-5-10-15-22-33-46-66-92-125 m³/h nominal capacities.

All pumps \geq 1.5kW are equipped with IE3 standard motors.

New design features.

Balanced mechanical seal replaceable without the need for pump disassembling (for 10-15-22SV \geq 5,5kW, 33-46-66-92-125SV)

"O" Ring seat design allows for simple outer sleeve disassembly

Replaceable diffuser wear ring (PPS Glass filled tecnopolymer to withstand chemically corrosive, mechanically aggressive and high temperature liquids). The wear ring is designed to adjust the position and maintain a constant clearance between the impeller and diffuser

Reduced impeller axial thrust for longer standard motor bearing life (17,500h)
Hard Material Intermediate bush bearing (Tungsten Carbide/Silicon Carbide) to improve life and ability to withstand heavy duty applications, like boiler feed

Options available on request:

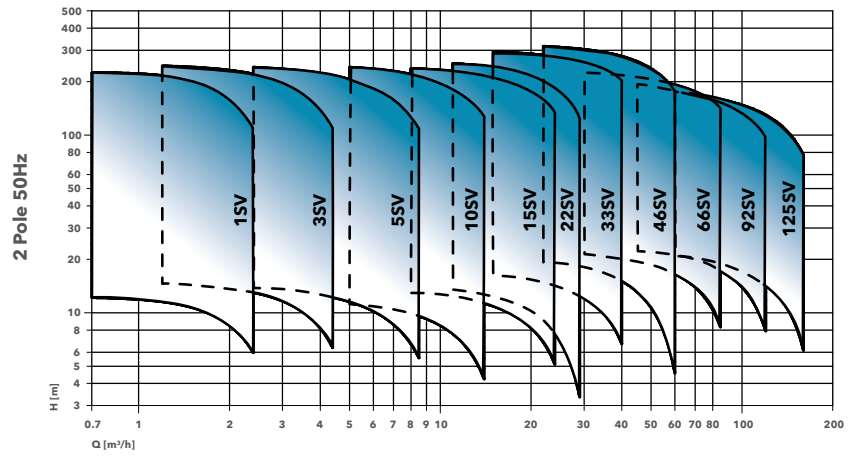
- High temperature seal option (180°C max)
- Low NPSH design
- High pressure design (up to 40 Bar)
- Passivated & electro-polished version are available upon request



Range Overview

Sizes: 1", 1¼, 1½, 2" threaded, Victaulic, Clamp, Oval or Round Flanges
Power: 0.37 Kw TO 55 Kw (2 OR 4 pole) Single or three phase 50 or 60 Hz
Head up to: 330 m

Flows up to: 160 m³/h
Pressure Class: PN16, PN25 or PN40
Temperature of pumped liquid: from -30 °C to +120 °C, extended temperature version +180 °C
Variable speed option: Teknospeed or Hydrovar



Material options

Pump housing: AISI 304/316 or cast iron certified for drinking water use (WRAS and ACS certified)

Impellers: AISI 304 or 316 options

Elastomers: EPDM (other materials available on request)

Mechanical Seal: Silicon carbide / Carbon / EPDM (other materials available on request)

Special Versions:

- High pressure
- Low NPSR
- High temperature, 4 pole versions
- Horizontal installation
- 50 or 60 Hz motors

- Dry sensor protection
- Declarations
- Passivated or electro-polished versions
- Stainless steel bases
- Pump body in stainless steel.

e-LNE & e-LNT

Taking hydraulic and motor efficiency to a new level.



The new Lowara e-LNE and e-LNT series are single impeller centrifugal pumps with in-line suction and discharge delivery flanges. This series has a pullback design which allows the impeller, adapter and motor to be extracted without disconnecting the pump body from the piping system.

Hydraulic efficiency has been improved which exceeds the ErP compliance of MEI

0.4, IE3 motors are fitted as standard and the energy saving can be improved fitting Hydrovar variable speed drives, IE4 motors are available as an option. Starting in 2015 we will also enlarge the coverage with over 22 additional models across the range.



Range Overview

Sizes: DN 40, DN 50, DN 65, DN80, DN 100, DN125 & DN150
Power: 1.1 kW - 37 kW (2-pole) 0.25 kW - 37 kW (4-pole)
Head up to: 100 m

Flows up to: 800 m³/h
Pressure class: PN16
Temperature of pumped liquid: -25°C to +120°C, extended temperature, version up to +140°C
Variable speed option: Hydrovar

High efficiency.

New high efficiency designed hydraulics, with MEI values well above the ErP2015 level and IE3 motors that set the basis for very low operation costs.

Long service life & easy maintenance.

Robust design, different bearing frame sizes and stainless steel replaceable wear rings ensure a long service life. The e-LNE & e-LNT series are also designed for easy maintenance and all service points are easy reachable to reduce downtime.

Adapt to needs.

In many applications the need for water is varying. By equipping these In-line pumps

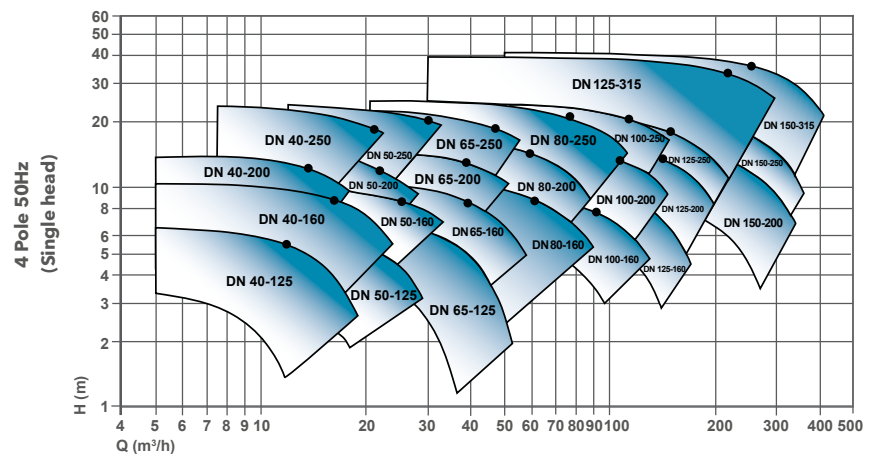
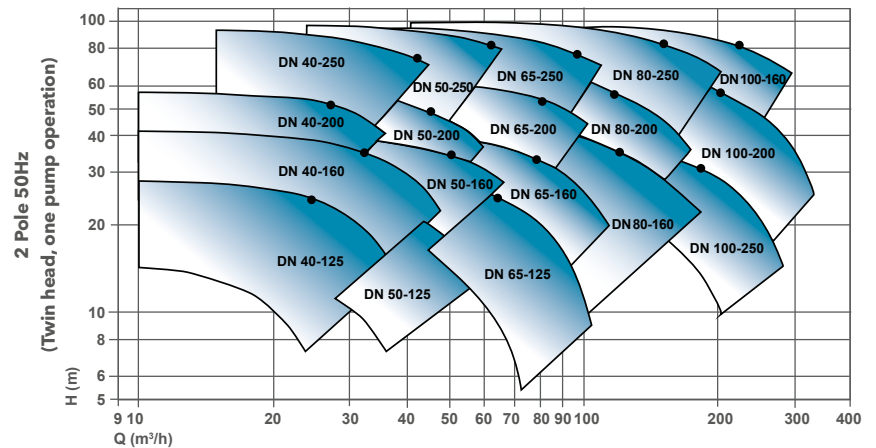
with a Hydrovar pump controller, the duty is always exactly where it should be. And it pays off: reducing the speed by 50% and reducing the power consumption by 85%.

Exactly the right configuration.

With material options spanning from cast iron body in GG25, stainless steel or Bronze impellers with choice of mechanical seal options the e-LNE / e-LNT is the right solution for 1000's of liquids.

Hot or cold.

The standard e-LNE / e-LNT can handle liquid temperatures from -25°C up to +120°C and the extended temperature version can handle up to +140°C.



Material Options

Pump housing: Cast Iron (GG25)
 Impeller: Cast Iron, Fabricated Stainless Steel, Bronze, or Cast Stainless Steel
 Elastomers: EPDM, (other materials available on request)
 Mechanical Seal: Carbon, Silicon Carbide/EPDM (other options available on request)
 50 or 60 Hz motors

Configuration Options

Extended Shaft or Stub Shaft

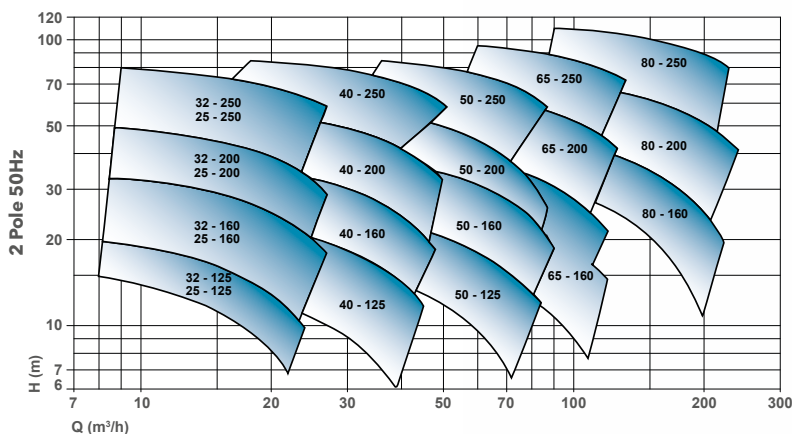
e-SH

Higher hydraulic efficiencies with IE3 motors fitted as standard.



The Lowara e-SH series is a single impeller centrifugal pump made in AISI 316 stainless steel. This series has a pullback design which allows the impeller, adapter and motor be extracted without disconnecting the pump body from the piping system.

Hydraulic efficiency has been improved and exceeds the ErP compliance of MEI 0.4, IE3 motors are fitted as standard and the energy saving can be improved fitting Hydrovar variable speed drives, IE4 motors are available as an option.



Range Overview

Sizes: DN 25, DN 32, DN40, DN 50, DN 65 & DN80
Power: 0.75 kW - 75 kW (2-pole) 0.25 kW - 11 kW (4-pole)
Head up to: 110 m
Flows up to: 240 m³/h
Pressure class: PN12

Temperature of pumped liquid: -10°C to +120°C, extended temperature, version -30°C up to +120°C
Variable speed option: Hydrovar

High efficiency.

Newly designed high efficiency hydraulics, with MEI values well above the ErP2015 level and IE3 motors set the basis for very low operation costs.

Long service life & easy maintenance.

Robust design, available in three motor pump coupling designs.

1: Close coupled extended shaft.

2: Close coupled stub shaft to any standardized motor.

3: Frame mounted with baseplate and coupling, stainless steel replaceable wear rings ensure a long service life.

The e-SH series is also designed for easy maintenance and all service points are easy reached to reduce downtime.



Adapt to needs.

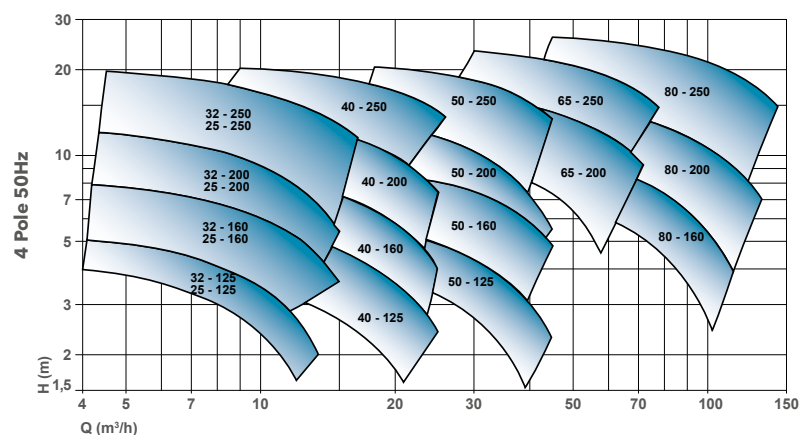
In many applications the need for water is varying. By equipping the e-SH with a Hydrovar pump controller, the duty is always exactly where it should be. And it pays off: reducing the speed by 50% and reducing the power consumption by 85%.

Exactly the right configuration.

Pump and impellers are made in AISI 316 stainless steel with choice of mechanical seals / motor options, the e-SH is the right solution for 1000's of liquids. Suitable applications include such as handling clean water, chemically non-aggressive or moderately aggressive fluids, water supply, pressure boosting, water circulation, washing systems or industry.

Hot or cold.

The standard e-SH can handle liquid temperatures from -10°C up to +120°C and the extended temperature version from -30°C up to +120°C.



Material Options

Pump housing: Pump Body AISI 316 stainless steel
Impeller: Fabricated AISI 316 laser welded stainless Steel or AISI 316 cast stainless Steel
Elastomers: FKM (other materials available on request)
Mechanical Seal: Ceramic, Carbon, FKM (other options available on request)
50 or 60 Hz motors

Configuration Options

Extended Shaft, Stub Shaft, Bare Shaft or Frame mount

e-NSC

Taking end suction pumps to a new level.



By combining high efficiency with high flexibility regarding installation, material options and temperature, the new Lowara e-NSC series is the natural choice for water transport, hydronic heating, chiller or fire protection systems and a vast number of industrial applications.

With efficiency levels well exceeding ErP 2015, the e-NSC series offer long term economical pumping solutions.



Range Overview

Sizes: DN32 to DN300
Power: 1,1 kW - 75 kW (2-pole) 0,25 kW - 315 kW (4-pole)
Head up to: 160 m
Flows up to: 1800 m³/h

Pressure class: PN16
Temperature of pumped liquid: -25°C to +120°C, extended temperature version to +140°C
Variable speed option: Hydrovar

High efficiency.

Newly designed high efficiency hydraulics with MEI values well above the ErP2015 level and IE3 motors set the basis for very low operation costs.

Long service life & easy maintenance.

Robust design, different bearing frame sizes and stainless steel replaceable wear rings ensure a long service life. The e-NSC is also designed for easy maintenance and all service points are in each reach to reduce downtime.

Adapt to needs.

In many applications, the need for water varies. By equipping the e-NSC with a Hydrovar pump controller, the duty is

always exactly where it should be. And it pays off: reducing the speed by 50% reduces the power consumption by 85%.

Exactly the right configuration.

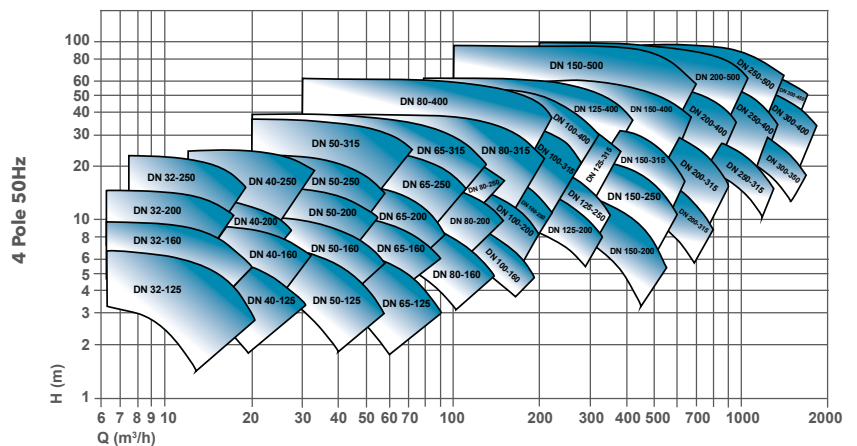
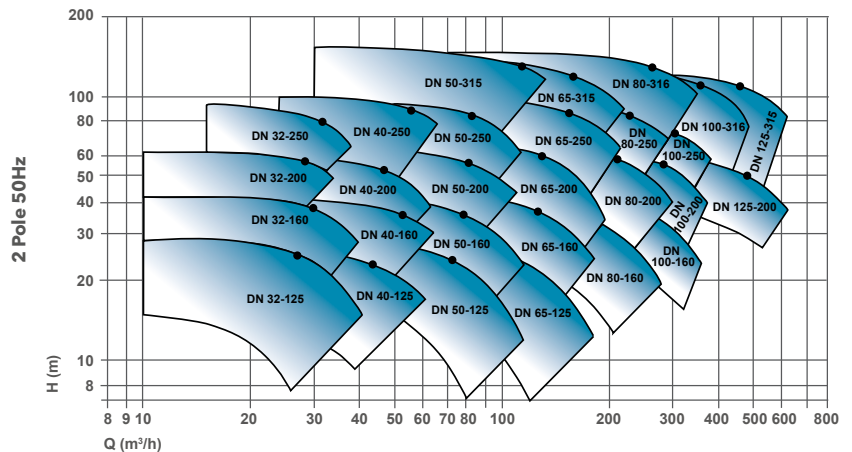
With materials options spanning from cast iron to duplex stainless steel, the e-NSC is the ideal solution for 1000's of liquids.

Hot or cold.

The standard e-NSC can handle liquid temperatures from -25°C up to +120°C and the extended temperature version to +140°C.

No leakage.

The e-NSC offers a wide range of mechanical face seal options regarding types and materials.



Material Options

Pumphousing: cast iron, ductile iron, stainless steel 1.4401/1.4408, duplex stainless steel 1.4517

Impeller: cast iron, bronze, stainless steel 1.4401/1.4408, duplex stainless steel 1.4517

Elastomers: EPDM (other materials on demand).

Mechanical face seal: Carbon, Silicon carbide and EPDM
50 or 60 Hz motors

Configuration Options

Extended Shaft, Stub Shaft, Bare Shaft or Frame mount

Hydrovar

The modern variable speed pump drive is taking pumping to a new level of flexibility and efficiency.



Specifications

Mounting: Pump or wall mount
Power supply: Both single and three-phase 50 and 60 Hz
Power: from 1.50 kW up to 22 kW
Configuration: up to 8 master drives or a mix of master and slave drives.

Enclosure class: IP 55
Certifications: CE, UL, C-Tick, cUL

Motor or wall mountable

More flexibility

Cost savings

High level hardware design

Easy to commission

Fifteen different language options

Simple mounting "clip & work"

Multipump capability up to 8 pumps

Enclosure IP 55

HYDROVAR is not only a simple to use speed control system for direct motor mounting.

It represents an intelligent control system which accurately adapts the demand and offers plenty of advantages for both the operator and the system.

Unique modular design needs no additional master control and enables virtually any configuration of pumps: up to 8 master drives or a mix of master and slave drives. This is the long-awaited solution for high-level installations requiring failsafe systems with a superior range of features, while its modularity also provides a cost-effective solution for low-level, reduced feature demands.

Retrofitting.

Possible on all existing standard asynchronous motors, which are suitable for VFD operation

Automatic adjustment of the pump performance to varying demands

Constant system pressure in water supply and booster stations

Possibility of control along the system curve for circulation pumps for the HVAC market

No external panels, contactors and motor protection devices are required

All hydraulic control functions are included in the HYDROVAR. Therefore no additional external controllers are required

Energy savings up to 70%

Soft start

Error log with time and date stamp

2 sensor inputs

Built in protection

Easy to integrate into BMS systems

GHV Booster sets

The GHV, series booster sets use our Hydrovar® frequency converter-an automatic device that adjusts the speed of the electric pump in order to maintain constant pressure in the system.



HYDROVAR® is a pump or wall-mounted variable speed microprocessor based system controller, and was the world's first of its type to manage motor speed and match pump performance to a range of hot and cold water applications. Due to the unique modular design the HYDROVAR® unit can be mounted or retrofitted to any existing centrifugal pump which has a standard IEC motor.

GHV series booster sets are pumping stations that are assembled with two and up to a maximum, of four vertical multistage pumps from the e-SV series. The pumps are connected to one another by suction and delivery pipes, and fixed onto a single base. The pumps are connected to the manifolds by means of stop valves and check valves. An electric protection and control panel is installed using a bracket on the base of the set.

All pumps, to a maximum of four, engage by means of their own frequency converter. The pumps start automatically depending on the system requirements and are fitted with a pressure transmitter that is required to detect the pressure variation. The recorded figure is transmitted to the frequency converter and the pump is driven by the inverter which modulates its speed according to the system demand. The alternating pump start takes place automatically whenever the system is started and at pre-set timings. Starting and stopping of the pumps is determined according to the set value of pressure in the frequency converter menu.

Energy saving.

All this results in less stress on all the components in the distribution network, and therefore results in less maintenance, greater reliability of supply and lower running costs. In short, using a pumping system with one or more variable-speed pumps means:

Saving energy

Optimising resources and processes

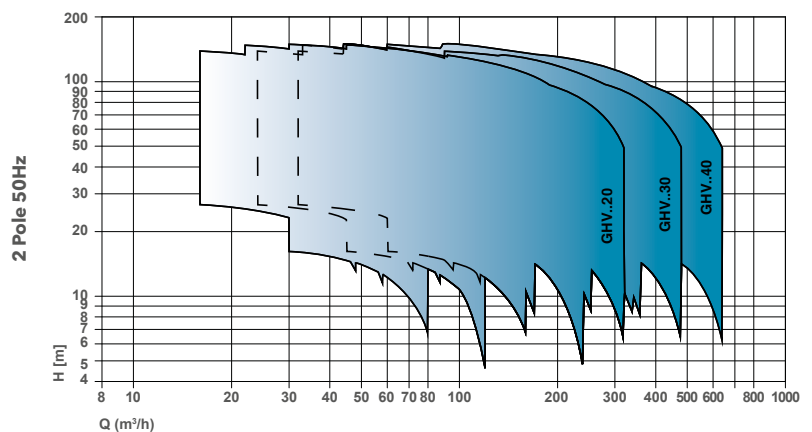
The possibility of complete integration of the management, control and supervision systems

Prolonging the life of the installations

Reducing maintenance costs

Increasing the productivity and efficiency of an installation

Power savings up to 70%



Range Overview

Power: up to 22kW
 Heads up to: 160m
 Flows up to: 640 m³/h
 Pressure Class: PN16
 Manifolds: AISI 304 Stainless steel
 WRAS approved materials

- Options:
- Set in AISI 316 Stainless steel
 - Dry Run Protection
 - PN25
 - Flexible Couplings
 - Up to 6 pump sets
 - Jockey pump options
 - End suction booster sets available on request
 - 50 or 60 Hz motors

Xylect



Xylect™ is pump solution selection software with an extensive online database of product information across the entire Xylem range of pumps and related products, with multiple search options and helpful project management facilities. The system holds up-to-date product information on thousands of products and accessories.

The possibility to search by applications and the detailed information output given, makes it easy to make the optimal selection without having detailed knowledge about products.

The search can be made by:

Application

Product type

Duty point

Xylect™ gives a detailed output:

List with search results

Performance curves (flow, head, power, efficiency, NPSH)

Motor data

Dimensional drawings

Options

Data sheet printouts

Document downloads incl dxf files



The search by application guides users not familiar with the product range to the right choice.

The best way to work with Xylect™ is to create a personal account. This makes it possible to:

Set own standard units

Create and save projects

Share projects with other Xylect™ users

Every user has a My Xylect space, where all projects are saved.

For more information about Xylect™ please contact our sales network or visit www.xylect.com.



The detailed output makes it easy to select the optimal pump from the given alternatives.



Dimensional drawings appear on the screen and can be downloaded in dxf format.

For more information on how Xylem can help you, please visit: www.buildings.xylem.com

Xylem |'zīləm|

- 1) The tissue in plants that brings water upward from the roots;
- 2) a leading global water technology company.

We're approximately 12,500 people unified in a common purpose: creating innovative solutions to meet our world's water needs. Developing new technologies that will improve the way water is used, conserved, and reused in the future is central to our work. We move, treat, analyze, and return water to the environment, and we help people use water efficiently, in their homes, buildings, factories and farms. In more than 150 countries, we have strong, long-standing relationships with customers who know us for our powerful combination of leading product brands and applications expertise, backed by a legacy of innovation.

For more information on how Xylem can help you, go to xyleminc.com



Legal head office
Xylem Water Solutions Italia Srl

Via Gioacchino Rossini 1/A
20020 - Lainate (MI) - Italy
Tel. (+39) 02 90358.1
Fax (+39) 02 9019990
www.xylemwatersolutions.com

For information and technical support
Xylem Service Italia Srl

Via Dottor Vittorio Lombardi 14
36075 - Montecchio Maggiore (VI) - Italy
Tel. (+39) 0444 707111
Fax (+39) 0444 491043
www.lowara.com

Lowara, HYDROVAR, Xylect are trademarks or registered trademarks of Xylem Inc. or one of its subsidiaries.
All other trademarks or registered trademarks are property of their respective owners.

Xylem Water Solutions Italia Srl reserves the right to make modification without prior notice.
Lowara, Xylem are trademarks of Xylem Inc. or one of its subsidiaries. © 2015 Xylem, Inc.

cod. 191020251 - P02/15