

Channel Holder MOF 27

Group: 2753

Application

To be used for installing crossbars between two Channels MS 27 or as base unit for projecting channels.

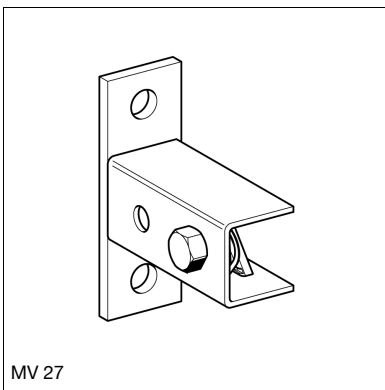
Note: When assembling version MH as cantilever, consider sufficient bracing of the channel. In case of tension load F_z at channel slot, screws must be displaced.

Scope of delivery

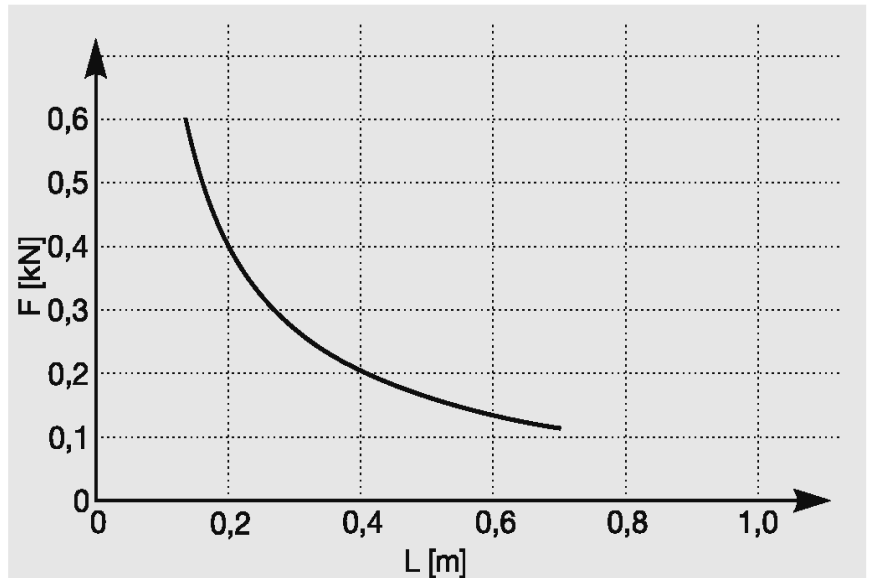
Completely assembled.

Installation

Position the channel into the U-profile. Click in the Speed Nut by pushing on the bolt head and tighten with 10 Nm.

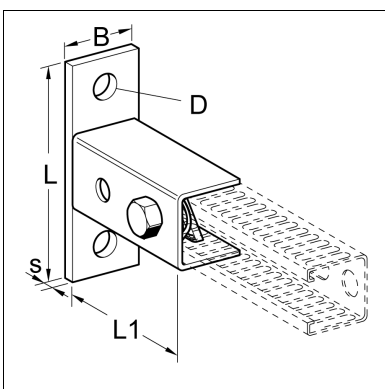
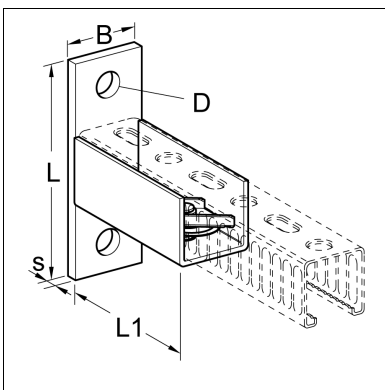
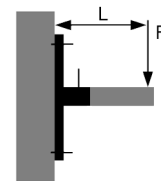


Technical Data



Adm. anchor loads to be respected

Max. adm. load for assembly on ceilings in vertical direction: 0,8 kN



Material: Steel, electro-galvanised

Type	Wall plate [mm]	D [mm]	L1 [mm]	W [kg]	Quantity [pack]	Part number
MH 27	88 x 30 x 5	9	70	0.20	25	198858
MV 27	88 x 30 x 5	9	70	0.20	25	198865