

Infästning TL-100/TL-A3

PRODUKTBLAD



TL-100



TL-A3

Infästningens jordankare är konstruerade för att ge drivningseffektivitet och maximera lastkapaciteten över ett brett användningsområde. TL-100 bärplatta har en öppen yta som möjliggör vegetation. TL-A3 förankringsankare är förmonterade med specifika förankringshuvuden, vajer och topplattor, vilka möjliggör återspanning. När infästningen är monterad trycker den ihop marken och förankrar. Marken blir kompakt och bidrar till markförstärkning. Gripple rekommenderar 40 år på produkten.

System Performance

Typical Anchor Load Range ⁽¹⁾	SEE GRAPH ON THE REVERSE PAGE
Maximum Working Load ⁽¹⁾	450 kg
Ultimate Assembly Strength	500 kg
Ultimate Wire Rope Strength	815 kg

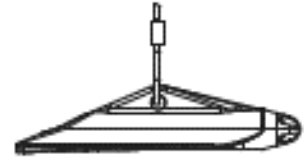
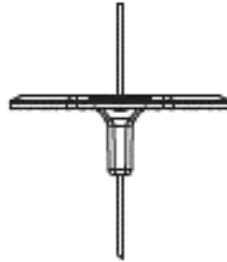
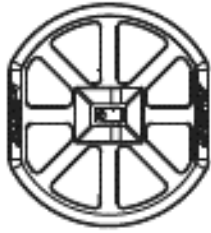
Component	Type	Material	Specifications
Top Bearing Plate & Top Termination	TL-100	Zinc-Aluminium Alloy ⁽²⁾ - ZA 2 & Ceramic ⁽³⁾	Head Size: 100mm Diameter Working temperature: -40°C to +60°C (-40°F to +140°F) UV stabilised PP end cap
Anchor Head	TL-A3	Zinc-Aluminum Alloy - ZA 2 ⁽²⁾	Surface Area: 3,870 mm ² 1,770 N / mm ² tensile strength to DIN 3053
Wire Rope Tendon	3MM-Z	Zinc-Aluminium Zn-AL Coated Carbon Steel ⁽⁴⁾ ⁽⁵⁾	Diameter: 3 mm 1x19 Strand
Lower Termination	Ferrule	Aluminium ⁽⁵⁾	Length: 12.8 mm Wall thickness: 1.5 mm

(1) Values are soil dependent; See graph on the reverse page. (2) Corrosion resistant pressure die cast zinc alloy. (3) Corrosion resistant pressure die cast zinc alloy with internal ceramic roller & directional locking device. (4) Corrosion resistant zinc-aluminium coated cable. (5) Also available in Stainless Steel (Wire: 3MM-S, 7x7 Strand).

DBB - LAGER AV GEOSYNTET

Infästning TL-100/TL-A3

PRODUKTBLAD



TL-100 – Top

TL-100 – Side

TL-A3 – Side

SPT Count & Anchor Performance

General information:

The Standard penetration test (SPT) is widely used to determine the strength and deformation properties of the course soil. Approximate correlation of properties of drained granular soil are;

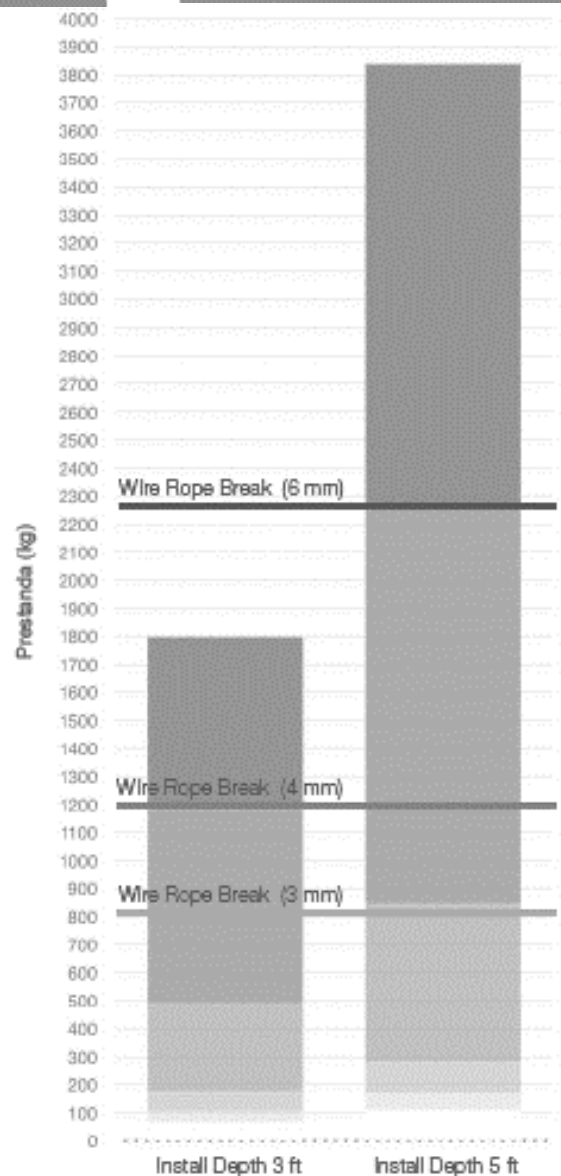
Very Loose	SPT 0-4
Loose	SPT 4-10
Medium Dense	SPT 10-30
Dense	SPT 30-50
Very Dense	> 50

These figures can then be used to obtain typical shear strength and bulk unit weight for each soil.

This information is then used to predict Anchor Performance in relation to the conditions described.

The following graphs are derived from idealized theoretical calculations and should be used as a guide only. The variability of soil types should always be considered, and on-site testing should always be carried out in to obtain more accurate results.

Soil Density	Anchor Performance (kg)			
	Install Depth 1 m		Install Depth 1.5 m	
Very Loose	70	105	108	152
Loose	105	173	152	279
Medium Dense	173	487	279	845
Dense	487	1184	845	2271
Very Dense	1184	1797	2271	3840
Wire Rope Break	(3 mm) – 815 kg			
	(4 mm) – 1200 kg			
	(6 mm) – 2270 kg			



DBB - LAGER AV GEOSYNTET